









Name: _____

Parts of a plant and Functions Matching

Draw a line to match the parts of a plant to its function.

	flower
	flower
	stem
	stem
	leaves
	leaves
	roots
	roots

holds the plant up
contain a substance called chlorophyll
produces seeds
hold the plant in the ground
absorb water and nutrients from the soil
carries water and nutrients from the roots to the leaves
contains the reproductive parts of the plant
produce food for the plant