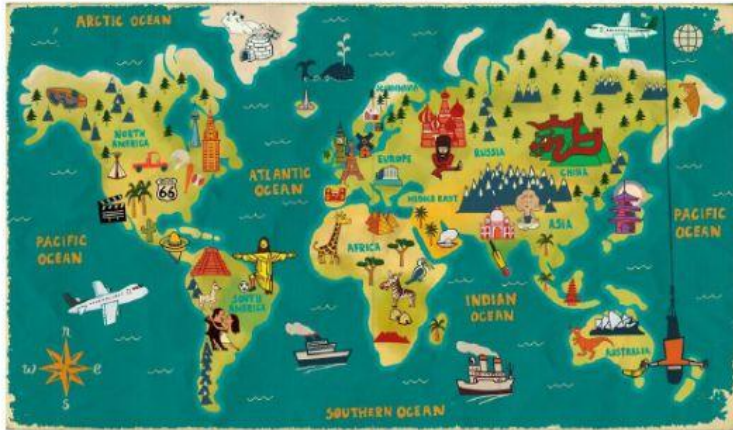


PLANNING A TRIP

CHOOSE A CONTINENT AND A COUNTRY



CHOOSE THE BEST SEASON TO GO



WHERE WOULD YOU LIKE TO GO?

A BIG CITY	A VILLAGE	A MOUNTAIN	THE BEACH	A RESORT

I WOULD LIKE TO STAY FOR...

a weekend

a week

a fortnight

a month

YOU NEED TO MAKE A SIMPLE BUDGET (A PLAN OF THE MONEY YOU ARE GOING TO SPEND)



transport	accommodation	food	tours	gifts



WHERE ARE YOU GOING TO STAY? YOU NEED TO BOOK THE ROOM IN ADVANCE

hotel	bed & breakfast	apartment	tent	caravan

WHAT MEANS OF TRANSPORT ARE YOU GOING TO USE?



PLAN THE ACTIVITIES YOU ARE GOING TO DO THERE FOR EVERY DAY

visit museums
meet a celebrity

go sightseeing
visit a monument

have a bath
go to a music festival

hiking
a cruise

MAKE A LIST OF THE THINGS YOU NEED TO PACK IN ADVANCE AND THE TYPE OF CLOTHES.

- passport
- tickets
- credit card
- money
- mobile phone
- guidebooks
- map
- food & water
- sickness pills



SUMMER CLOTHES / WINTER CLOTHES



FINALLY YOU CAN WRITE A POSTCARD TO YOUR FAMILY / FRIENDS TO TELL THEM ABOUT THE TRIP. YOU CAN WRITE ABOUT THE EXPERIENCE, THE VISITS, THE PEOPLE YOU MEET, THE WEATHER, THE LANDSCAPE, THE ACCOMODATION... YOU CAN ALSO DRAW A PICTURE OF THE PLACE.

<p><i>This is a handmade postcard from the art studio of</i></p>	<h2 style="margin: 0;">POST CARD</h2>	<p>Place Stamp Here</p>
<div style="display: flex; justify-content: space-between; align-items: flex-end;"> <div style="width: 50%; border-left: 1px solid black; height: 100%;"></div> <div style="width: 45%; border-left: 1px solid black; height: 100%; position: relative;"> <div style="position: absolute; top: 0; left: 0; right: 0; height: 20px; border-bottom: 1px solid black;"></div> <div style="position: absolute; top: 20px; left: 0; right: 0; height: 20px; border-bottom: 1px solid black;"></div> <div style="position: absolute; top: 40px; left: 0; right: 0; height: 20px; border-bottom: 1px solid black;"></div> </div> </div>		