

## REVISION 1








Date: .....

Name: .....

Class: Starter 3A

Teacher: Jenny










### Exercise 1: Read , look at the pictures and write one word in the blank

This is my house. There is a  television in the living room. The  (1)..... on the wall. We have got two   (2)..... and a  (3)..... My  (4)..... is watching TV. The  (5)..... is sleeping.

### Exercise 2: Look at the pictures. Look at the letters. Write the words.

1. 	— — — —	amp l
2. 	— — —	am t
3. 	— — — — —	w n i o w d
4. 	— — — —	o o d r
5. 	— — — — —	m r r r o i

**Exercise 3: Look and read. Put a tick (V) or a cross (X) in the box.**

<p>1. There are two horses.</p> <div style="display: flex; align-items: center;"> <input style="width: 50px; height: 50px; border: 1px solid green; margin-right: 10px;" type="checkbox"/>  </div>	<p>2. He is a doctor.</p> <div style="display: flex; align-items: center;"> <input style="width: 50px; height: 50px; border: 1px solid green; margin-right: 10px;" type="checkbox"/>  </div>	<p>3. The duck is swimming.</p> <div style="display: flex; align-items: center;"> <input style="width: 50px; height: 50px; border: 1px solid green; margin-right: 10px;" type="checkbox"/>  </div>
<p>4. The book is under the chair.</p> <div style="display: flex; align-items: center;"> <input style="width: 50px; height: 50px; border: 1px solid green; margin-right: 10px;" type="checkbox"/>  </div>	<p>5. This is a radio.</p> <div style="display: flex; align-items: center;"> <input style="width: 50px; height: 50px; border: 1px solid green; margin-right: 10px;" type="checkbox"/>  </div>	<p>6. There are two clocks.</p> <div style="display: flex; align-items: center;"> <input style="width: 50px; height: 50px; border: 1px solid green; margin-right: 10px;" type="checkbox"/>  </div>
<p>7. This is a book.</p> <div style="display: flex; align-items: center;"> <input style="width: 50px; height: 50px; border: 1px solid green; margin-right: 10px;" type="checkbox"/>  </div>	<p>8. There are two bananas.</p> <div style="display: flex; align-items: center;"> <input style="width: 50px; height: 50px; border: 1px solid green; margin-right: 10px;" type="checkbox"/>  </div>	<p>9. This is a black cat.</p> <div style="display: flex; align-items: center;"> <input style="width: 50px; height: 50px; border: 1px solid green; margin-right: 10px;" type="checkbox"/>  </div>








**Exercise 4: Look, read and write Yes or No.**



1. There is a lamp next to the desk.	
2. The boy is wearing a hat.	
3. There is a tiger on the armchair.	
4. The window is close.	
5. There is a mirror on the wall.	
6. There is a radio on the floor.	
7. The dog is sleeping.	



**Exercise 5: Listen and write a name or a number. There are two examples:**

 <p>.....Sarah.....</p>	 <p>.....6.....</p>	
<p>1</p>  <p>1. ....</p>	 <p>2. ....</p>	<p>3</p>  <p>3. ....</p>
 <p>4. ....</p>	 <p>5. ....</p>	

**Exercise 6: Write: is- am- are**

1. He \_\_\_\_\_ a policeman.
2. I \_\_\_\_\_ a student.
3. She \_\_\_\_\_ a secretary.
4. Your brother \_\_\_\_\_ twelve years old.
5. Karin and Mark \_\_\_\_\_ brother and sister.
6. It \_\_\_\_\_ a large truck.
7. I \_\_\_\_\_ going to the station.
8. My neighbours \_\_\_\_\_ Japanese.
9. Your girlfriend \_\_\_\_\_ very cute!
10. I \_\_\_\_\_ going to school today.