

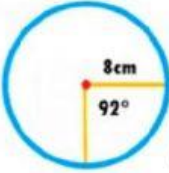
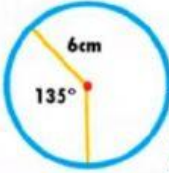
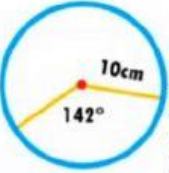
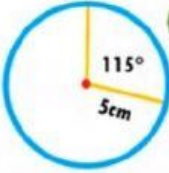
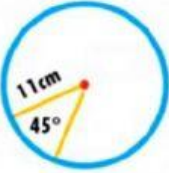

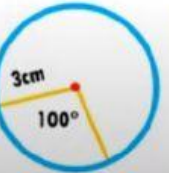
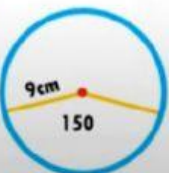
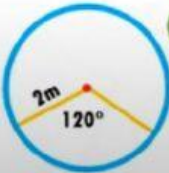


SECTORES CIRCULARES

INSTRUCCIONES: Encuentra los sectores circulares (As), además de anotar el valor de sus ángulos centrales (A.C), ángulo inscrito (A.I) y su arco (AR)

EJERCICIOS

Calcula la medida del sector circular en cada uno de los casos.

A As. A.C A.I AR		B As. A.C A.I AR		C As. A.C A.I AR		D As. A.C A.I AR		E As. A.C A.I AR	
F As. A.C A.I AR		G As. A.C A.I AR		H As. A.C A.I AR		I As. A.C A.I AR		J As. A.C A.I AR	