
















Road Signs

Instructions:

Read. Choose the correct sign.

- | | | | | |
|----|-----------------------|---|---|---|
| 1. | do not enter | 
<input type="checkbox"/> | 
<input type="checkbox"/> | 
<input type="checkbox"/> |
| 2. | stop sign | 
<input type="checkbox"/> | 
<input type="checkbox"/> | 
<input type="checkbox"/> |
| 3. | railway crossing sign | 
<input type="checkbox"/> | 
<input type="checkbox"/> | 
<input type="checkbox"/> |
| 4. | do not U-turn | 
<input type="checkbox"/> | 
<input type="checkbox"/> | 
<input type="checkbox"/> |
| 5. | yield sign | 
<input type="checkbox"/> | 
<input type="checkbox"/> | 
<input type="checkbox"/> |