

Theme 3 Menu **SCHOOL** LESSON 4

A Look at the pictures. Look at the letters. Write the words.


Example:

a	b	c	d
1	2	3	4


r	a	b	d	a
---	---	---	---	---

board


Questions

1 

c	d	p	u	r	b	a
---	---	---	---	---	---	---


2 

y	r	c	n	o	a
---	---	---	---	---	---


3 

n	e	i	l	c	p
---	---	---	---	---	---

e	e	s	a
---	---	---	---

4 

f	n	a
---	---	---

5 

g	i	s	n
---	---	---	---

24 smart start

B Look and read. Put a tick (✓) or a cross (✗) in the box.

Examples

 What's this?
It's a camera. ☒

 What's this?
It's a ruler. ☒

Questions

1  What's this?
It's a chair. ☐

2  Answer a question, please. ☐

3  What's this?
It's a cupboard. ☐

4  What is it?
It's a letter. ☐


5  Sing a song, please. ☐


6  What is it?
It's a pencil case. ☐


25


Theme 3 Menu **FAMILY** LESSON 4


A Trace and draw lines.


1 man 

2 girl 

3 thin 

4 woman 

5 boy 

6 fat 

32 smart start

B Read and tick (✓) the correct sentences.

1  Who's the old man?
☒ He's Tom's grandfather.
☐ He's Tom's father.

2  Who's the old woman?
☐ She's Tom's grandmother.
☐ She's Tom's mother.

3  Who's the handsome man?
☐ He's Tom's uncle.
☐ He's Tom's aunt.

4  Who's the pretty woman?
☐ She's Tom's uncle.
☐ She's Tom's aunt.

C Look and write.

1  Allie: Who's the old man?
Tom: He's my grandfather.

2  Allie: Who's the pretty woman?
Tom: She's _____.

3  Allie: Who's the young man?
Tom: _____.

33

Theme 1 Menu **FAMILY**

LESSON 6

i-Learn

A Look at the pictures. Look at the letters. Write the words.

Example

bbay tearhrb baby brother

Questions

- 1 issret _____
- 2 cnuel _____
- 3 nam _____
- 4 hnit _____
- 5 monwa _____

B Look and read. Put a tick (✓) or a cross (X) in the box.

1 This is Tom's uncle. ☒

2 This is Tom's father. ☐

3 This is Tom's sister. ☐

4 This is Tom's grandmother. ☐

C Look, read, and write.

- 1

Tom: This is my aunt.
 Alfie: Hi, I'm Alfie. Pleased to _____ you.
 May: Nice _____
- 2

Alfie: Is your sister short?
 Tom: No, _____. She's _____
- 3

Alfie: Who's the thin _____?
 Tom: She's my _____

36
smart start
37

Theme 1 Menu **COLORS**

LESSON 3

i-Learn

A Look at the pictures and complete the words.

- 1
- 2
- 3
- 4
- 5

1. r o c k
2. l _____
3. b _ _ t _ _ f _ _
4. b _ _ l _
5. l _ w _ _

B Write and draw lines.

- 1 flower
- 2 butterfly
- 3 rock
- 4 leaf

- three _____
- two _____
- five flowers _____
- two _____

C Read and circle.

1 There's three balloons.
 There are

2 There's a butterfly.
 There are

3 There's two rocks.
 There are

4 There's a flower.
 There are

D Complete the sentences.

- 1 There's a green leaf.
- 2 There are two _____
- 3 There's a _____
- 4 There _____

42
smart start
43

Theme 4
Menu
COLORS

LESSON 4

i-learn

A Trace and draw lines.

1
purple

2
dark blue

3
orange

4
white

B Look and read. Tick (✓) the correct words.

1

☐ dark blue
 ☒ light blue

2

☐ orange
 ☐ purple

3

☐ dark blue
 ☐ white

C Look, read, and write.

Tom		✓			
Sue	✓				
Kim			✓		
Nick				✓	
Mai					✓

1 What's your favorite color, Tom? I like light blue.

2 What's your favorite color, Sue? I like _____.

3 What's your favorite color, Kim? I like _____.

4 What's your favorite color, Nick? I like _____.

5 What's your favorite color, Mai? I like _____.

D Trace and complete the sentence.

What's your favorite color? _____

44

smart start

45