

Look at the pictures. Look at the letters. Write the words.



two

o t  
w



g h  
t i e




s v n  
e e



i f  
e v



e e  
t r h



o  
r f u

Look at the pictures. Look at the letters. Write the words.



box

b x  
o



e p t u  
c m o r



i r c  
a h



o e r  
w s l f



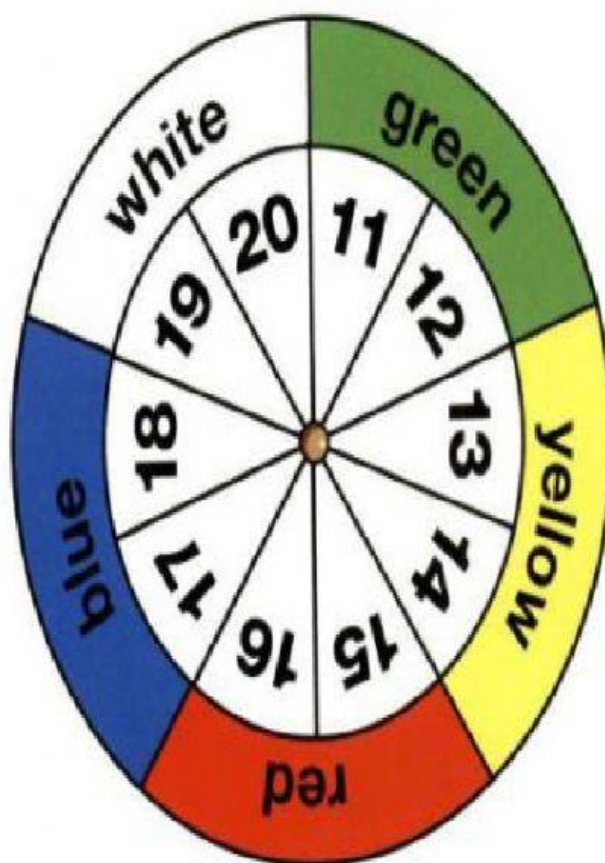
d a  
r o b



k  
s d e

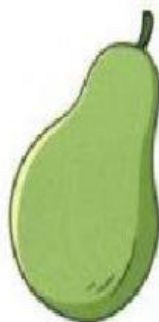

Look at the picture and write one-word answers.

- 1 Number 11 is green.
- 2 Number 15 is .....
- 3 Number 19 is .....
- 4 Number 13 is .....
- 5 Number 17 is .....



Look and write.

green red ~~yellow~~ white blue



1 yellow

2 .....

3 .....

4 .....

5 .....



Look at the pictures and write the words.



1 book

2

3

4

5

Look and read. Put a tick ✓ or a cross ✗ in the box.



1 This is a book. ☒



2 This is a table. ☐



3 That's a book. ☐



4 That's a doll. ☐



5 This is an eraser. ☐

Write the correct word next to numbers 1–4.



### In the classroom

These two kids are in the classroom. They are looking at a 1 .....

On the table there is an 2 ..... and two 3 ..... Many children use a tablet at 4 ..... Tablets can help children to learn English.



kids



bag



books



chair



school



tablet



eraser



pen