




































## Phonics Review



1. Match the lowercase letter to the picture that begins with that letter and then match the picture to the uppercase letter as shown in the example. Click on each picture to hear the name of each object.

r						G
g						B
o						O
u						R
l						F
f						L
b						U

Example connections: A blue line connects the lowercase letter 'r' to the blue dot next to the robot, and another blue line connects that blue dot to the yellow dot next to the uppercase letter 'R'.



2. Oh no! Someone has removed some letters in the alphabet below! Sing along as you listen to the alphabet song and drag the letters to their correct places.

a\_\_cde\_\_ \_\_hijk\_\_mn\_\_pqrst\_\_vwxyz

f	u	g	o	b	l
---	---	---	---	---	---