PAST PARTICIPLE OF REGULAR AND IRREGULAR VERBS

ENGLISH ACTIVITIES

A.B.P.P.

SKILL	Find specific predictable information in short, simple texts in a range of age- and level-appropriate topics. (Example: biographies, news articles.) **EFL 5.3.1**

WEEKLY OBJECTIVE: At the end of this lesson students will be able to recognize the past participle of verbs in simple exercises in context according to their level.

TOPIC:	**PAST PARTICIPLE OF REGULAR AND IRREGULAR VERBS**

ANTICIPATION

PAST PARTICIPLE OF REGULAR AND IREGULAR VERBS

A. Read and analyze the information:

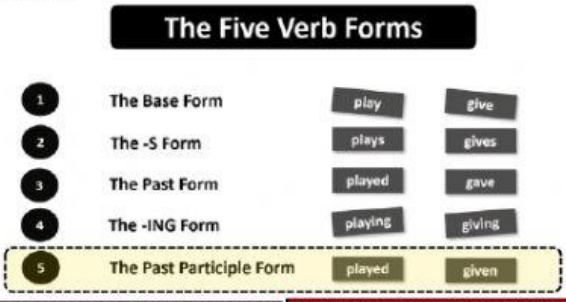

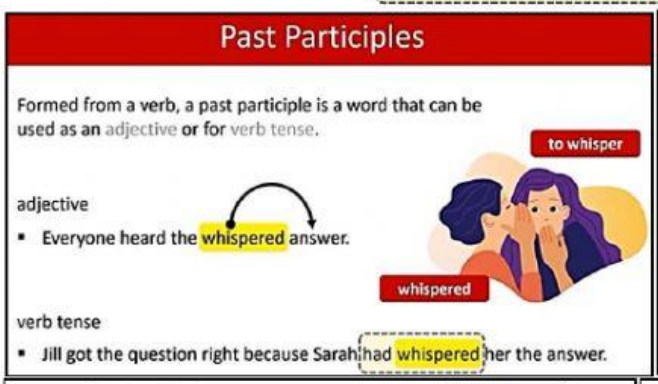

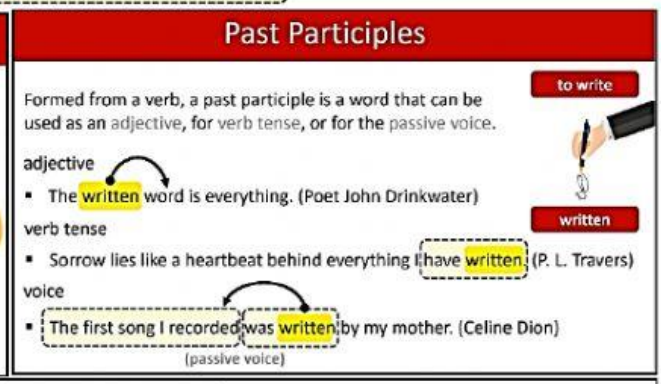

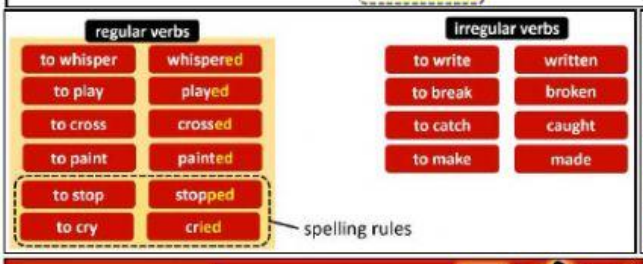

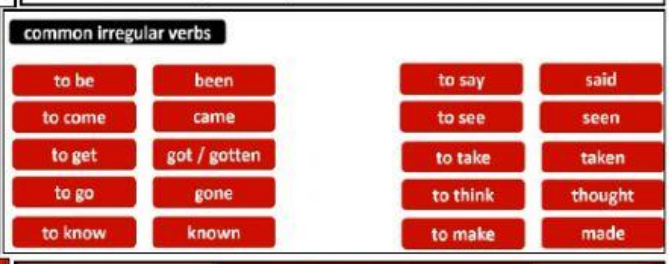

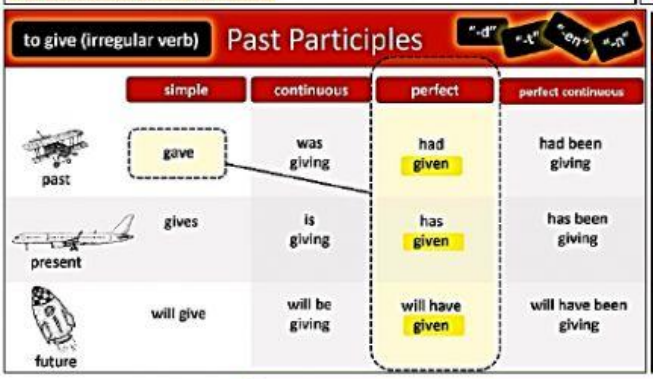

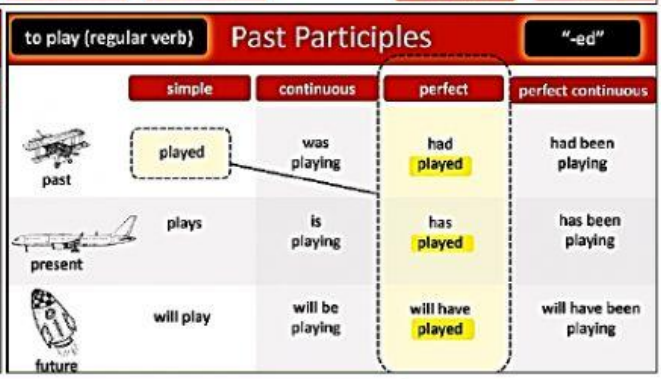

LEARN MORE: https://www.youtube.com/watch?v=PloNtQV2J0o&feature=youtu.be

LIVEWORKSHEETS

CONSTRUCTION

B. Answer the following questions

1. True or false? Past participles can be used to form verb tenses or as adjectives.
A: True B: False

2. True or false? Past participles always end in 'ing'.
A: True B: False

3. Select the sentence with a past participle.
A: I was standing in the courtyard of a vast ruined castle.
B: I hope you don't ruin your birthday dress.

4. True or false? Past participles are classified as verbal.
A: True B: False

5. Select the sentence with a past participle.
A: I was standing in the courtyard of a vast ruined castle.
B: I hope you don't ruin your birthday dress.

6. Select the past participle form.
When I was younger, I was more frightened of dogs.

7. Select the sentence with a past participle being used as an adjective.
A: Every plate on the shelf had broken after the earthquake.
B: You can't swim with a broken arm.

8. True or false? With regular verbs, the past participle is the same as the simple past tense.
A: True B: False

9. Select the past participle.
Tomorrow hopes we have learned something from yesterday.

10. Select the sentence with a past participle being used to form a verb tense.
A: Through watching television, we have learned how to speak English.
B: Do you believe that violence is a learned behavior?

11. Select the past participle.
I maintain that I never expect anything; therefore, I'm always pleasantly surprised.

12. Select the past participle.
The frustrated woman was unable to cope with problems on the computer.

13. Select the past participle being used to form a verb tense.
I couldn't remember the last time I had been relaxed enough to savor a walk.

14. Select the sentence with a past participle being used as an adjective.
A: The Shanghai Maritime Court sold the seized ship for 16.89 million yuan.
B: We were thrilled with the quality of candidates that applied for the position.

15. Select the past participle.
The deafening engines roared over the excited school children as it touched down on the small school field.

16. Select the past participle being used as an adjective.
The excited puppies have destroyed the expensive carpet.

17. Select the sentence with a past participle being used to form a verb tense.
A: The children were amused by the monkeys.
B: A senior officer at the department gave me the finalized copy.

18. Select the past participle being used as an adjective.
The medical department has invited any interested students to attend the research seminars.

LIVEWORKSHEETS

C. Read and analyze the information:

SPELLING RULES

REGULAR VERBS	IRREGULAR VERBS
The past participles form of regular English verbs is identical to the simple past tense form.	The following sections explain how to form past participles of irregular English verbs including anomalous.
To form the past participle of most regular verbs in English, simply add the suffix *-ed* to the base form of the verb. **Ex:** • to call – call – called • to pass – pass – passed • to walk – walk – walked	To form the past participle of some irregular verbs in English, simply add the suffix *-en* or *-n* to the base form of the verb. **Ex:** • to arise – arise – arisen • to eat – eat – eaten • to know – know – known
For verbs that are spelled with a **"silent" e** on the end of the word, remove the "silent" *e* and then add the ***-ed*** suffix. **Ex:** • to bake – bake – baked • to dance – dance – danced • to serve – serve – served	For other irregular English verbs, the past participle form is identical to the base form. **For example**: • to cost – cost – cost • to hit – hit – hit • to shut – shut – shut
For verbs spelled with a final *y* preceded by a consonant, change the ***y*** to an ***i*** and then add the ***-ed*** suffix. For example: • to carry – carry – carried • to worry – worry – worried	Other irregular English verbs experience a vowel change from the base form to the past participle. For example: • to begin – begin – begun • to swim – swim – swum
For one-syllable verbs spelled with a single vowel followed by a consonant other than *w* and *y*, **double the last consonant** and then add the ***-ed*** suffix. For example: • to beg – beg – begged • to drop – drop – dropped • to stop – stop – stopped	Some irregular English verbs experience both a vowel change and the addition of the *-en* or *-n* suffix. For example: • to awake – awake – awoken • to choose – choose – chosen • to hide – hide – hidden • to write – write – written
For two-syllable verbs spelled with a single vowel followed by a consonant in which the second syllable is stressed, double the last consonant and then add the *-ed* suffix. For example: • to admit – admit – admitted • to format – format – formatted	Other irregular English verbs experience a consonant change from the base form to the past participle. **For example:** • to build – build – built • to have – have – had • to make – make – made
For the few verbs spelled with a letter *c* at the end of the word, add a ***k*** after the *c* and then add the ***-ed*** suffix. For example: • to frolic – frolic – frolicked • to mimic – mimic – mimicked • to panic – panic – panicked	Some irregular English verbs also experience both a vowel and a consonant change from the base form to the past participle. **For example:** • to bring – bring – brought • to teach – teach – taught

D. Complete the chart with the past participles of the verbs:

REGULAR VERBS		IRREGULAR VERBS	
Base form	**Past participle**	**Base form**	**Past participle**
Cry		Wake	
Use		Cut	
Visit		Be	
Clap		Read	
Travel		Fall	
Cross		See	
Dry		Begin	
Touch		Broke	
Incur		Swim	
Chat		Speak	
Fix		Wear	
Prefer		Win	
Jump		Blow	

LIVEWORKSHEETS

CONSOLIDATION

HOMEWORK

E. Complete the chart with the past participles of the verbs:

REGULAR VERBS		IRREGULAR VERBS	
Base form	**Past participle**	**Base form**	**Past participle**
Wish		Understand	
Practice		Have	
Listen		Sleep	
Stop		Think	
dry		Say	

F. Complete the sentences with the verbs and brackets:

1. She has never _____ (let) her daughter have a boyfriend.
2. Have you already _____ (read) today's newspaper?
3. The house has been _____ (sell).
4. He has _____ (lose) his wallet again.
5. I have _____ (write) three essays this week.
6. That clock was _____ (make) in Switzerland.
7. He had _____ (run) 6 miles when he hurt his ankle.
8. I have never _____ (see) such a beautiful view.
9. He has _____ (teach) hundreds of students during his career.
10. Have you ever _____ (meet) a famous person?
11. They have _____ (send) Christmas cards to all their friends.
12. Where have we _____ (put) the car keys?
13. We have never _____ (sing) in public before.
14. Why have you _____ (stand) up? Are we leaving?
15. Have you ever _____ (swim) in the Atlantic Ocean?

Resources: computer, mobile phone, internet, portfolio folder, sheets. Teachers, parents

Did you know?
The past participle of a verb is one of two past forms.

Remember
The past participle is used in several tenses, especially perfect forms.

Curious fact…
There are several adjectives in English that are created from the past participle form of the verb.

Relationship with values
Empathy

Note: These activities are in **LIVEWORKSHEETS PLATFORM**

Bibliografía: Grammar monster (2020). Past participles. Retrieved from: https://www.grammar-monster.com/glossary/past_participles.htm
Perfect English (2021). Present perfect. Retrieved from: https://www.perfect-english-grammar.com/support-files/50_irregular_verbs_past_participle_part_2.pdf
Ingles 2 BGU Modulo 1. (2020) taken from: https://recursos2.educacion.gob.ec/textos/

LIVEWORKSHEETS