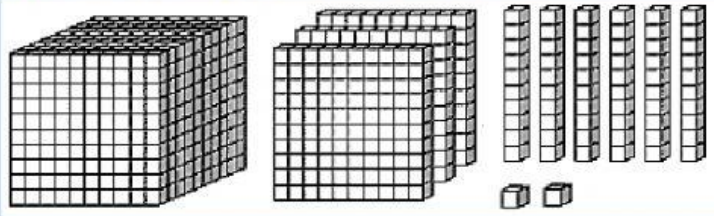


**Standard 3**  
**End of Term Test**  
**Mathematics (2)**

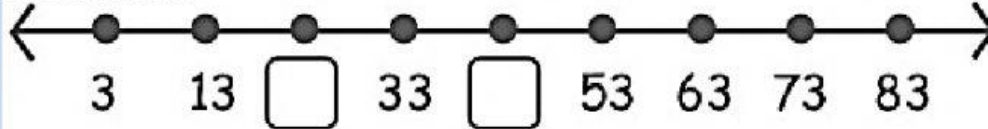
**Instructions-** Answer **ALL** questions below. Insert your answers in the boxes provided.  
Pupils are to complete the test independently (without help).

1. Write the **numeral** for the number shown.

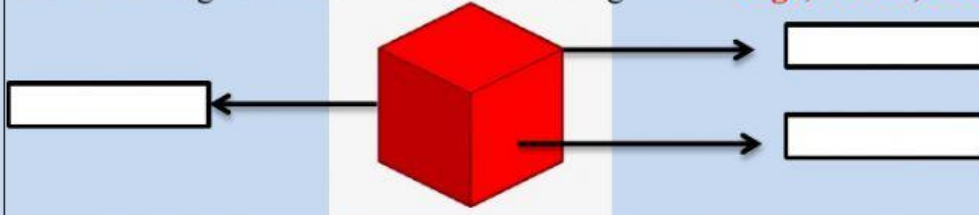


Answer

2. Fill in the blanks.



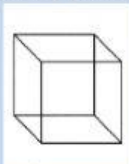
3. Label the diagram below with the following words: **edge, vertex, face**



4. What is the **pattern rule** for the sequence below?  
**60, 56, 52, 48, 44, \_\_\_\_\_, \_\_\_\_\_**

Answer

5. Which solid below has a **curved face**?

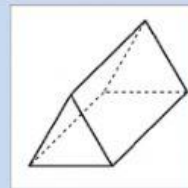


a)

Answer



b)



c)

6. Tim picked ten mangoes. After inspecting them he saw that two were rotten, what fraction of the mangoes were spoilt?

Answer



7.

Fill in the blanks.

8.

Complete the Tally Chart below.

Tally Chart showing the favourite sport of pupils in a Standard 3 class.

Name	Tally	Total
Football		30
Tennis		10
Swimming		<input type="text"/>
Running		<input type="text"/>

9.

Use the Tally Chart above to answer the following questions.

a) Which sport do pupils like the most?

b) How many pupils were surveyed in all?

c) Which sport do pupils like the least?

d) How many more pupils like Swimming than Tennis?

e) The principal wants to introduce a sport into the school above. Looking at this Tally Chart, which sport would you recommend he introduces?

10.

Mrs. Smith bought a car from Mr. Thomas. Help her finish writing the cheque. Read the word name and write the numerals in the box provided.