

Elizabeth

Unit

3

My family and home



Watch the video



My Family | Family Songs for Kids | Preschool Songs | Juny

LIVEWORKSHEETS



Color the family members and repeat the words.

grandfather

grandmother

father

mother



baby

brother

sister


Point to each family member and use the language structure: *He is the father. She is the mother.* Have the group practice to give information about themselves by asking them: *How many brothers/sisters do you have? How old are they? What is your mother's name?*



Unit

3

Draw or paste a photo of the members of your family to complete your family tree.



How many members does your family have?


Paste the family members on page 48.



Unit 3

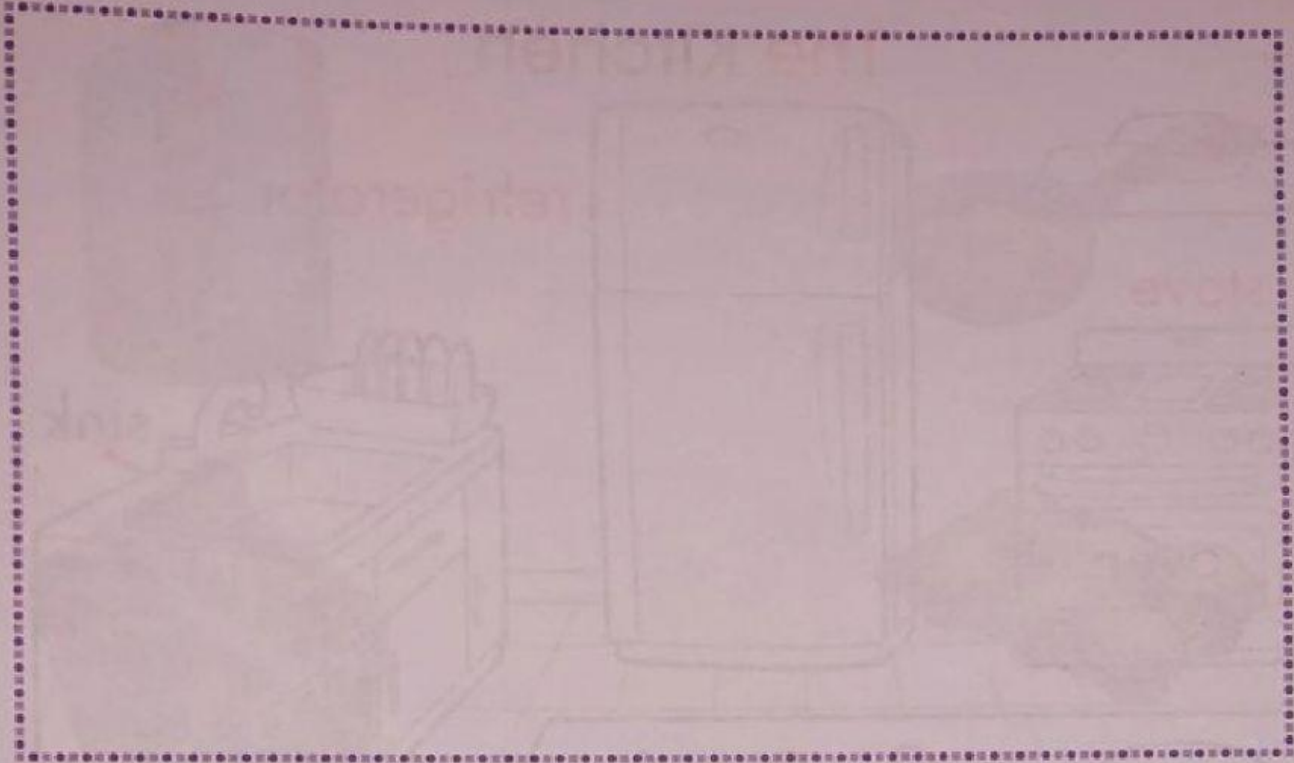


Cut out the family members on page 245 and paste them next to the activity they do.





Draw a picture of you and your family doing your favorite activity.



Color the picture and repeat the action verb.

to read



My brother **reads** a book.

Tell your students to draw the members of their family doing their favorite activity. Ask them to explain who everyone is. Use the language structure: *He/She is my...* You can also ask them different questions: *What is your sister's name? How old is she? How many brothers and sisters do you have? What activity does your family like to do?* Read the verb and the sentence to the group: *My brother reads a book.*