Name: _____ Class: _____

Thursday Math 1 Test

Create a bar graph. 8pts. Drag the bars below into the correct column on the Bar Graph above.

Vince recorded the total number of each tool.

Create a bar graph and answer the questions.

Tools	Saw	Hammer	Screwdriver	Shovel
Total number	5	9	8	8





Multiple choice. Select the letter with the correct answer below. 2 pts each

1. How many screwdrivers are there?
   a) 5 b) 6 c) 8 d) 9

2. Which tool is the greatest in number?
   a) Saw b) Hammer c) Screwdriver d) Shovel

3. Which tool is the least in number?
   a) Saw b) Hammer c) Screwdriver d) Shovel

4. What is the total amount of tools Vince has recorded?
   a) 16 b) 25 c) 30 d) 35

5. How many shovels and hammers are there?
   a) 8 b) 9 c) 15 d) 17

6. If Vince added six more hammers, how many hammers would there be?
   a) 9 b) 14 c) 15 d) 17

LIVEWORKSHEETS

Create a pictograph. Use the keys on your right to drag them in the correct place.12pts.

The data shows the number of trees of each kind in an orchard. Represent this data in a pictograph and use the key to answer the questions.

Apple Trees	Mango Trees	Pear Trees	Orange Trees
15	25	10	35

Type of Trees	Number of trees
Apple	
Mango	
Pear	
Orange	



Multiple choice. Select the letter with the correct answer. 2 pts each

7. How many apple and mango trees are in the orchard?

a) 15 b) 23 c) 35 d) 38

8) How many trees are there in all?

a) 40 b) 50 c) 85 d) 100

9. Which type of tree is of least number in the orchard?

a) Apple b) Mango c) Pear d) Orange

10. How many more orange trees are there than pear trees?

a) 15 b) 25 c) 35 d) 45

LIVEWORKSHEETS