









## UNIT 4: THINGS TO WEAR

### Lesson 1: Clothes (p32,33)



- ♦ **Vocabulary:** (p32) 1. a shirt 2. a dress 3. a skirt  
4. pants 5. socks 6. shoes
- ♦ **Structures:** (p32+33)  
1. He's / She's wearing a shirt.  
2. What's he/ she wearing? - He's / She's wearing a white shirt and gray pants.
- ♦ **Workbook:** (p32+33)

#### I. Look and write the missing letters.

1.  a s _ i _ t	2.  a d _ e _ s	3.  a sk _ r _
4.  p _ nt _	5.  s _ c _ s	6.  s _ oe _

#### II. Look, read and tick (✓) the correct answers.

1. What's she wearing?

- A. She's wearing socks.  
B. She's wearing pants.



2. What's she wearing?

- A. She's wearing a dress.  
B. She's wearing a skirt.



3. What's she wearing?

- A. She's wearing a shirt.  
B. She's wearing a dress.



4. What's he wearing?

- A. He's wearing pants.  
B. He's wearing a hat.



5. What's he wearing?

- A. He's wearing a shirt.  
B. He's wearing shorts.



6. What's she wearing?

- A. She's wearing pants.  
B. She's wearing shoes.



### III. Look, read and choose YES or NO.

		1. Lisa is wearing a shirt.	... <i>Yes</i> ...
		2. Chris is wearing a black shirt and pants.	.....
<b>Lisa</b>	<b>Chris</b>	3. What's Meg wearing? - She's wearing a skirt.	.....
		4. Meg is wearing a dress.	.....
<b>Meg</b>	<b>Stan</b>	5. Stan is wearing pants.	.....
		6. Lisa and Chris are wearing shirts.	.....

### IV. Find and correct the mistakes.

1. She wearing socks. ....
2. Danny is wearing a pants. ....
3. He is not wear a shirt. ....
4. She is wearing shoe. ....

### V. Reorder the words to make meaningful sentences. Drag and drop.

1. is / What / wearing? / she /

2. pink / She's / a / wearing / dress. /

3. a white shirt / He's / wearing / and / pants. / black /