

UNIT 7: THAT'S MY SCHOOL?

I. LISTENING

Task 1. Listen and tick ☒. There is one example.

Example:



A. ☒



B. ☐

1.



A. ☐



B. ☐

2.



A. ☐



B. ☐

3.



A. ☐



B. ☐

4.



A. ☐



B. ☐

5.



A. ☐



B. ☐

Task 2. Listen and tick ☒ or cross ☒. There are two examples.

Examples:



A. ☒



B. ☒

1.



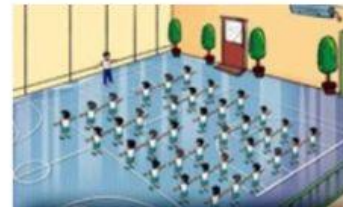
☐

2.



☐

3.



☐

4.

5.


☐

☐

Task 3. Listen and number the pictures. The first picture is done for you.

Example:



A.




B. ☐



C. ☐



D. ☐



E. ☐



F. ☐

II. READING AND WRITING

Task 1. Look and write. There is one example.

Example:

ymg → g__
ymg → gym



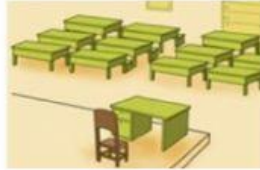
1. hloocs →
s_____



2. ewn →
n_____



3. lasscoomr →
c_____



4. llsma →
s_____



5. laypgruond →
p_____



Task 2. Look and read. Tick ☒ or cross ☒ the box. There are two examples.

That's my school.



A. ☒

That's the gym.



B. ☒

Examples:

1.


That's the swimming pool.



☐

2.

That's my classroom.



☐

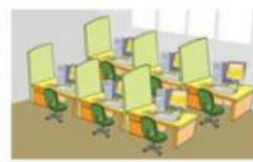
3.

4.

That's the playground.


☐

The computer room is big.


☐

5.

The library isn't big. It's small.


☐

Task 3. Read and complete. There is one example.



<u>school</u>	very	and	it is	is	new
---------------	------	-----	-------	----	-----

Mai: Hello, Nam! This is my new (0) school

Nam: Wow! Your school is (1) _____ nice.
Is that the library over there?

Mai: Yes, (2) _____.

Nam: Is it (3) _____?

Mai: No, it isn't. (4) _____ this is my classroom, class 3C.

Nam: Is your classroom large?

Mai: Yes, it (5) _____.