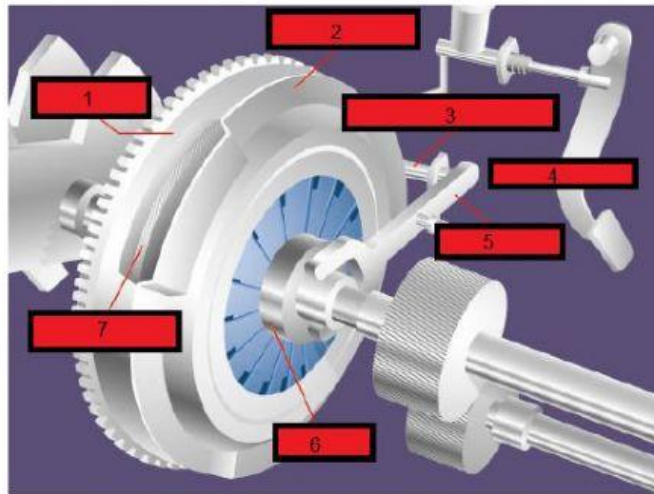


NAMA :


NO PEND :

1. Fill in the blanks with the correct answer. (C1)

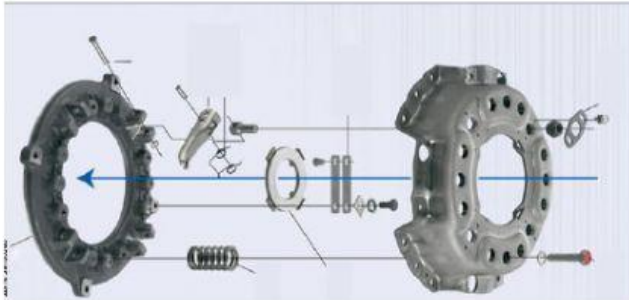
Clutch Cover	Clutch Discs	Flywheel	Clutch Pedal
Pilot Bearing	Fork Lever	Slave Cylinder	



2. Match the type of clutch system (C1)



Coil Clutch



Diaphragm Clutch

Changing	Engage	Enable	Engage and disengage
----------	--------	--------	----------------------

3. Fill in the blanks with the correct answer. (C2)

- To ..... the flow of the engine power to the transmission smoothly.
- To make gear ..... easy.
- To ..... gear in neutral.
- To ..... engine to rev without changing to neutral gear.