



Primary 6 Science  
Semester 1 Topical Test 3 Food Chains and Food Webs

Name : \_\_\_\_\_

Marks : \_\_\_\_\_ / 15

Class : \_\_\_\_\_

Parent's Signature : \_\_\_\_\_

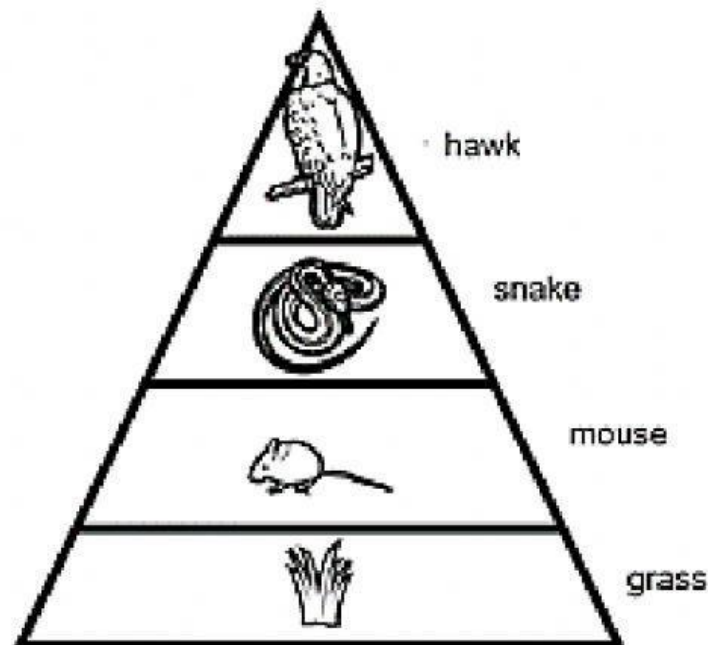
Date : \_\_\_\_\_

Duration : 40 minutes

**ESSAY**

Read the questions carefully and write your answer in the space provided below!

1. Observe the diagram below.



a. Which organism get the most energy from the Sun? (1)

\_\_\_\_\_

b. Trace back the energy in snake to the plant. (1)

\_\_\_\_\_

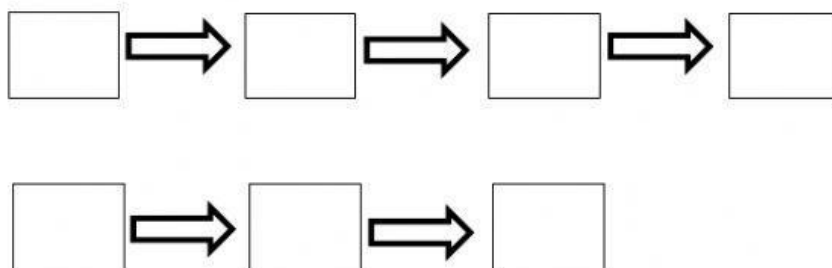


2. The table below shows how organism X, Y and Z interact in a particular habitat.

Organism	What it feeds on
X	W, Y
Y	W
Z	X, Y

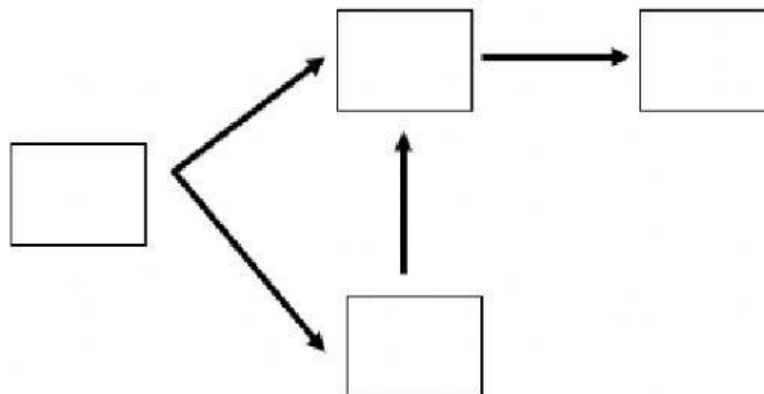
a. Construct two (2) food chains from the table above.

(2)



b. Construct a food web from the food chains in (a).

(2)



c. Which organism(s) is/ are:

(2)

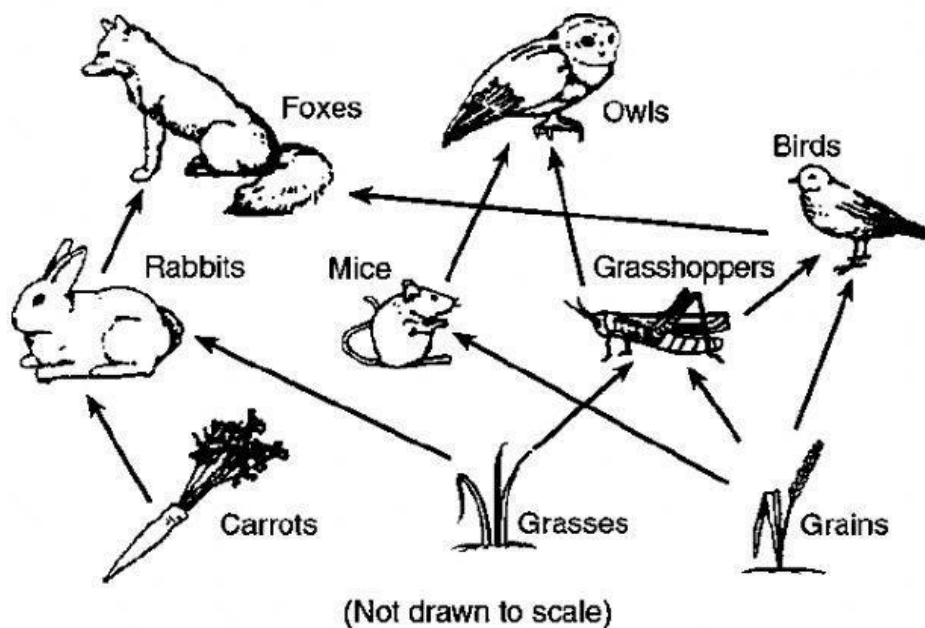
i. Producer : \_\_\_\_\_

ii. Plant eater : \_\_\_\_\_

iii. Animal eater : \_\_\_\_\_

iv. Plant and animal eater : \_\_\_\_\_

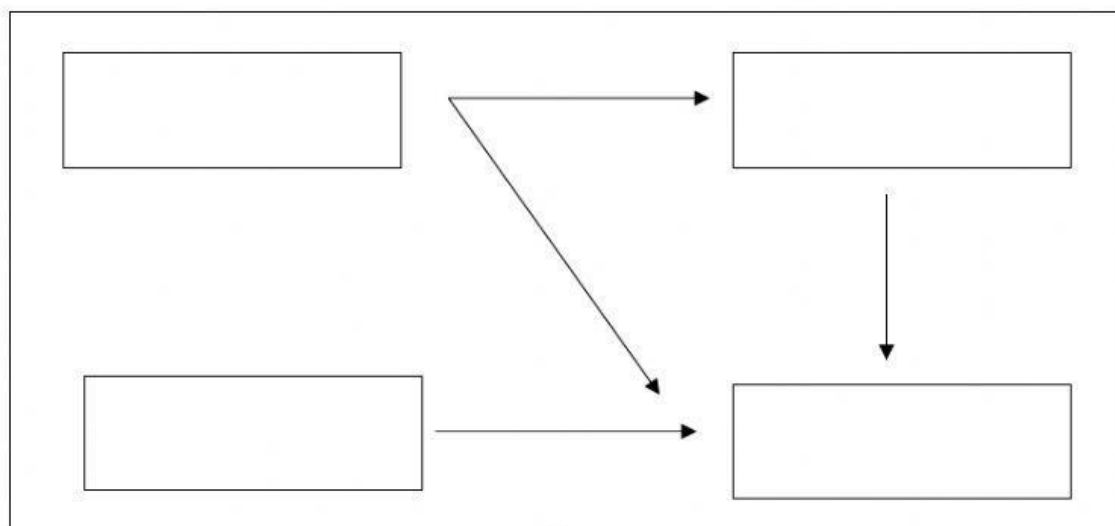
3. Study the food web below.



Classify the organisms in the food web into the correct groups in the table below. (3)

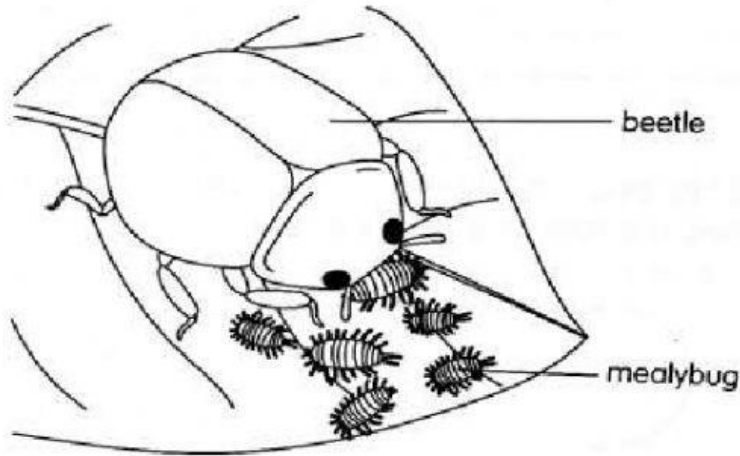
Prey	Predator	Prey and Predator

4. In Vietnam, farmers introduce ducks to control the damage of insect pests and weeds in the rice fields. Insect pests feed on rice plant and ducks are plant-and-animal eater. Based on the information provided, draw a food web in the rice field in the box. (2)





5. The picture below shows a beetle eating mealybug on the leaf of a plant in a garden.  
Mealybugs feed on plant juices.



- a. Why plants grow better when there is an increase in the population of beetle? (1)

---

---

---

- b. Based on your answer in (a), write a food chain to show the relationship between the organisms shown in the picture. (1)

