CONOZCAMOS MÁS SOBRE SKETCHUP

Nombres y Apellidos: GRADO:

1- Arrasta la imagen formando los pasos correspondiente de un triángulo :

Paso 1	
Paso 2	
Paso 3	
Paso 4	
Paso 5	
Paso 6	
Paso 7	

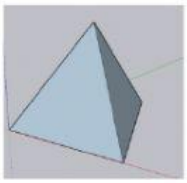



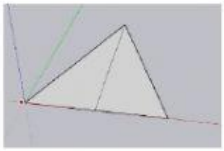

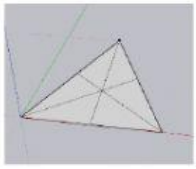

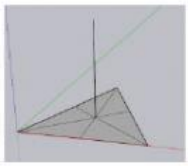

LIVEWORKSHEETS