



Date: Today is _____, November _____, 2021.

Name: _____ Class: 4th _____

UNIT 5 LESSON 4: ADJECTIVES #3

A. Look at the pictures. Then, read and match.




heavy

light







hard

soft



B. Look at the pictures. Then, complete.

○	 
○	<p>1. Which one is harder, the _____ or the banana?</p> <p>The book is _____.</p>
○	<p>1. Which one is softer, the book or the _____?</p> <p>The _____.</p>

○	 
○	<p>3. _____ heavier, _____ carrots?</p> <p>_____.</p>
○	<p>4. _____ lighter, _____ potatoes _____?</p> <p>_____.</p>

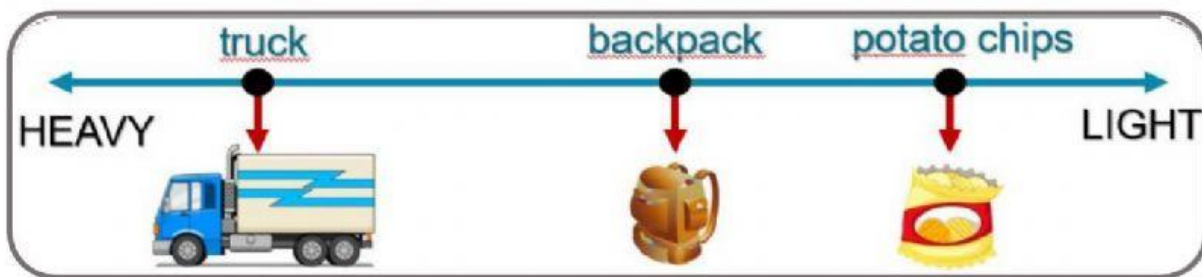
A diagram illustrating the relative hardness of three objects. A horizontal line with arrows at both ends represents a hardness scale, with 'HARD' on the left and 'SOFT' on the right. Three objects are positioned along this scale: a marble on the left, an orange in the middle, and a sweater on the right. Each object is connected to the scale by a red arrow pointing downwards. The words 'marble', 'orange', and 'sweater' are written above their respective objects.

1. The orange is harder than the sweater.

soft

3. sweater

4. orange



heavy

1. _____ truck _____.

2. _____ backpack _____.

light

3. _____ potato chips _____.

4. _____ backpack _____.

D. Look at the pictures. Then, select.

1. Which one is heavier, the backpack or the potato chips?



2. Which one is lighter, the truck or the backpack?



3. Which one is harder, the marble or the orange?



4. Which one is softer, the orange or the sweater?

