




Name: \_\_\_\_\_

## Reading Comprehension – Text and Graphic Features


### Anchor Text – “Animal Groups”

#### A. MULTIPLE CHOICE QUESTIONS – Choose the correct answer.



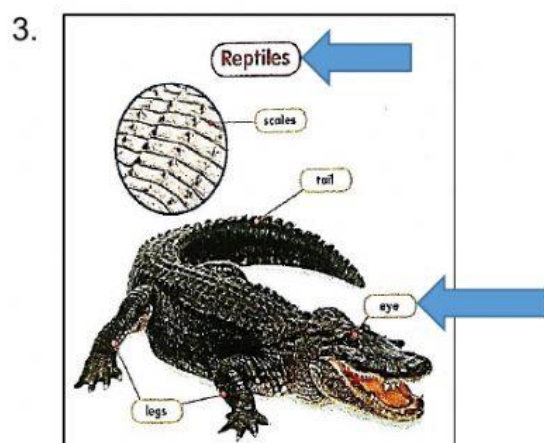
1. Which **two** text features are shown on this page?

- (a) author
- (b) title
- (c) heading



2. Which **two** text and graphic features are shown on this page?

- (d) caption
- (e) label
- (f) picture or photograph



3. Which **two** text features are shown on this page?

- (g) picture or photograph
- (h) heading
- (i) label



B. FILL IN THE BLANKS – Drag and drop the correct answer from the box above to complete each definition.

Labels	caption	author
title	photograph	heading

4. The \_\_\_\_\_ is the person who wrote the story or text.
5. The \_\_\_\_\_ gives the reader more information about the picture or photograph.
6. The \_\_\_\_\_ is found on the top of the page and tells what part you are reading about.
7. \_\_\_\_\_ name the parts of something in a diagram.
8. A \_\_\_\_\_ helps the reader understand exactly what something looks like.
9. The \_\_\_\_\_ is the name of the story or book.