

Cause/Effect Relationships Quiz

Directions: Read the passage. Choose the best answer for each question.

The Circus Comes to Town

Adapted from Readworks

Donald had never been afraid of the jugglers. That changed when they switched from little bean bags to bowling pins.

The best jugglers did their tricks outside of the movie theater. Excited crowds formed around them. The jugglers wore smooth vests that were as blue as the sky. Winking and smiling, they performed amazing tricks. They kept over twenty balls in the air at once. They tossed balls behind their backs and through their legs. They even tied cloth over their eyes and juggled blind.

Soon, people from nearby towns began to hear about the jugglers. People from far away came to see them. Everything seemed great, but with the jugglers' popularity came people who wanted to copy them. Many people showed up, trying to copy the jugglers!

On quiet side streets, the new jugglers tried to do their simple tricks. But they weren't very good, and most of them messed up. At first, their mistakes would send just a ball or two rolling into the street, and that was as bad as it got. But then, the best jugglers switched to bowling pins, and the bad jugglers copied them.

One day, Donald was walking up the path to the library. Just as he thought he was safe, a bowling pin flew through the air and hit him on the head. Donald decided he'd had enough of the jugglers, so he wrote the mayor an email.

The next day, it was crazy at Town Hall. Mayor Arnold sighed at her desk. She had just read Donald's angry email. In it, he complained about the jugglers. This wasn't the first time someone had complained about the jugglers. But what could she do? Some people were mad, but others loved them. After all, the town was practically famous now, and people were proud to be from a famous town. The biggest newspaper in the state had even written about the jugglers. Plus, the crowds spent lots of money in the town's stores! The mayor chewed her pen as she thought about the problem. She tapped her foot. She sighed so strongly that important papers blew off her desk. This made her sigh again.

Whenever she found herself in trouble, Mayor Arnold liked to pretend to talk with the cat statue on her desk. With another big sigh, she asked it for advice.

"Why don't you pass a law banning juggling in public? Make it against the law to juggle out in the open," the cat seemed to say.

"I can't just pass whatever laws I want," said Mayor Arnold. "The town government passes the laws." She stood up and went to look out the window. Outside, the trees were full of flowers. One tree had a bowling pin caught in its branches.

The mayor imagined the cat's voice getting very quiet. "The jugglers are making too much noise. Why don't you tell the police to make them pay money for bothering everyone with the noise?"

"That's no good," the mayor said. She rested her head on the cool window and closed her eyes. "What if the jugglers sue us? The town could lose a lot of money!"

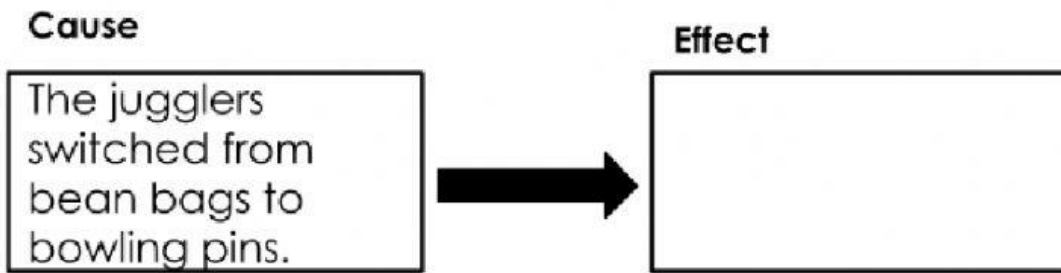
The cat statue did not answer. The mayor was by herself. She heard what sounded like thunder from far away. *Thunder?* she thought. *There isn't a cloud in the sky!* Without taking her head off the window, Mayor Arnold opened her eyes. What she saw next made her jump up with a shout. A crowd of people were coming up the long street that led to Town Hall. At the front of the crowd was Donald himself. People punched their fists in the air. Some of them waved signs. It was a protest against the jugglers! Mayor Arnold sighed. It was going to be a long day.

FK 3.4

1. What is the reason that Donald wrote an email to the Mayor?
 - A. People from nearby towns started hearing about the jugglers.
 - B. Donald was walking to the library and a juggler's bowling pin hit him on the head.
 - C. Donald led a protest against the jugglers!
 - D. The jugglers sued the city and the town lost a lot of money.

2. Which event happened because the jugglers were out by the movie theater doing their tricks?
 - A. The Mayor fined the jugglers for making too much noise.
 - B. People from far away came to town to watch the jugglers.
 - C. It is now against the law to juggle out in public.
 - D. The town invited more jugglers to entertain the town.

3. Complete the chart

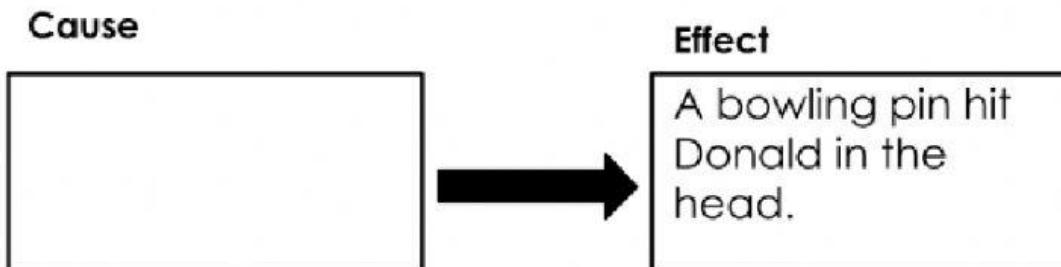


- A. Donald became afraid of the jugglers.
- B. The jugglers became experts.
- C. Balls rolled into the street.
- D. Thunder roared from a storm.

4. What caused the mayor to sigh and think to herself that it was going to be a long day?

- A. A big storm thundered through town.
- B. A large crowd of protesters against jugglers was outside of Town Hall.
- C. The cat statue talked back to her.
- D. The mayor passed a law banning juggling.

5. Complete the chart.



- A. Donald became a juggler.
- B. The bad jugglers copied the good jugglers.
- C. Juggling became illegal in public.
- D. Everyone in the town wanted to ban juggling.

What Is the Water Cycle

Adapted from Readworks

Water is always moving. It moves between the earth and the sky. This movement is called the water cycle. Here is how it happens.

The sun shines on a pond. The water heats up. Some water turns into gas. That change is called evaporation. The gas is called vapor.

The vapor rises. High in the sky, the air is cold. The vapor becomes a cloud. That change is called condensation.


In the clouds, drops of water form. The drops fall to earth. Falling drops are called precipitation. Water falls as rain, sleet, or snow.

Rain falls into the pond. That change is called collection. What happens next? The water cycle starts over!

6. Based on the article what causes water vapor to form?

- A. the movement of the water
- B. the heat from the sun
- C. the water droplets
- D. the cold air

7. Complete the chart.



- A. Water vapor is heated up.
- B. Water vapor is mixed with cold air.
- C. Water drops from the clouds fall.
- D. Water drops turn into gas.

Vanilla Sugar Cookies

Adapted from Martha Stewart

Perfectly shaped vanilla sugar cookies, decorated with colorful sprinkles. These are easy to make and they look super festive for birthdays and other holidays without much effort.

Ingredients

- 3 cups all-purpose flour , sifted or aerated – see my notes below
- 1/4 teaspoon salt
- 8 oz unsalted butter, room temperature (let the butter from refrigerator sit on the counter for about an hour or so), not melted but softened
- 1 cup sugar
- 1 egg
- 2 teaspoons vanilla extract

Instructions

1. In a medium bowl, combine together flour and salt and mix.
2. In a separate bowl, using an electric mixer, beat softened butter and granulated sugar until light in color and fluffy. Add an egg and vanilla. Continue beating for a couple minutes. Turn off the electric mixer. Add the flour-salt mixture. Then continue beating on low speed until well-combined. Don't over mix.
3. Roll dough into 1-inch balls. Roll these cookie balls in sprinkles. Arrange on parchment-lined baking sheets. Space them 2 inches apart. Freeze until firm or for about 30 minutes.
4. Bake at 350 degrees in the preheated oven for 14 minutes. Do not over-bake. Remove from the oven, and transfer to a wire rack to cool..

Recipe Notes

Important note about properly measuring flour using measuring cups:

The proper way to measure flour using measuring cups is to aerate it first. This is done either by sifting flour, or aerating it by fluffing it up and whisking it well, then spooning it into the measuring cup, then carefully removing any excess flour with a knife. If you just stick that measuring cup in the bag of flour and scoop some out, you will get a lot more flour than what the recipe calls for. Do aerate the flour, or you will end up with dry dough!

Do you notice the rounded (not flat) shape of these cookies? It makes them very attractive, and the secret to achieving a rounded cookie top is to roll the cookie dough into 1-inch balls (then roll in sprinkles), and freeze them for 30 min. Then refrigerate for 30 min and only then do you bake the cookies.

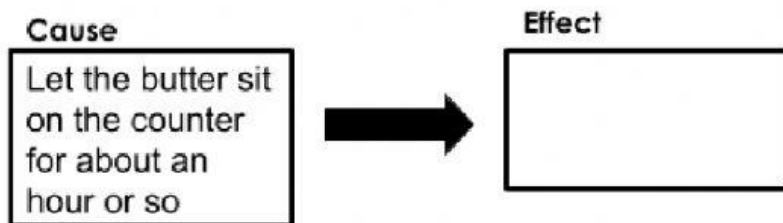
8. What does the recipe say will happen if the chef does not aerate the flour?

- A. The cookies will burn.
- B. The cookies will not rise.
- C. The dough will end up being dry.
- D. The dough will make the cookies flat.

9. What causes the cookies to have a rounded shape?

- A. After you roll the dough in sprinkles, you freeze the cookies for 30 minutes and then put them in the refrigerator for 30 minutes.
- B. After you roll the dough in sprinkles, you put the cookies in the oven for 10 minutes until they get a golden brown.
- C. After you roll the dough in one inch balls, you put them in the freezer for 30 minutes and then roll them in the sprinkles and bake.
- D. After you mix the dough, put it in the freezer for 30 minutes and then put them in the refrigerator for 30 minutes. Then roll them in sprinkles and bake.

10. Complete the chart



- A. The butter softens.
- B. The butter melts.
- C. The butter is too cold to use.
- D. The butter will need to be thrown away.