REVISION 2
SECTION B

Answer all the questions

1. Tuliskan unsur-unsur mengikut set dalam gambarajah venn di bawah:
Write the elements according to the set in the venn diagram below:

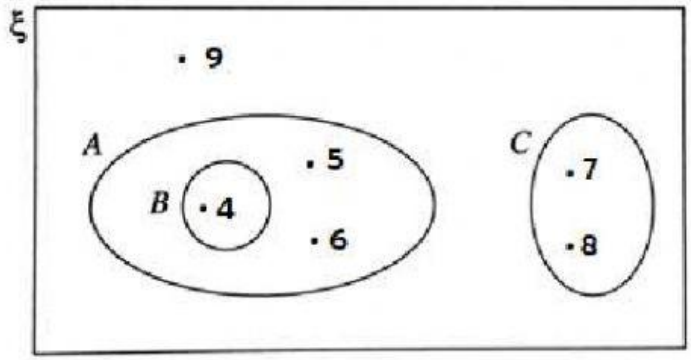

Jawapan/*Answer*: [4 markah/4 *marks*]

ξ = { , , , , , }

A = { , , }

B = { }

C = { , }

2. Tentukan sama ada garis tebal yang ditunjukkan adalah selari atau tidak selari.
Determine whether the bold lines shown are parallel or not parallel.
Tandakan (√) pada jawapan yang betul. *Tick (√) to the correct answer.*

Jawapan/*Answer*: [2 markah/2 *marks*]

(a) (i)

Selari / Parallel	
Tidak Selari / Not parallel	

(ii)

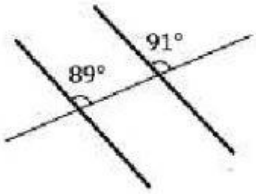

Selari / Parallel	
Tidak Selari / Not parallel	

LIVEWORKSHEETS

(b) Berdasarkan rajah 9 di bawah , kenalpasti garis mengufuk dan sudut dongak.
Based on the diagram 9 below , identify the horizontal line and the angle of elevation.

Jawapan/*Answer*: [2 markah/2 *marks*]

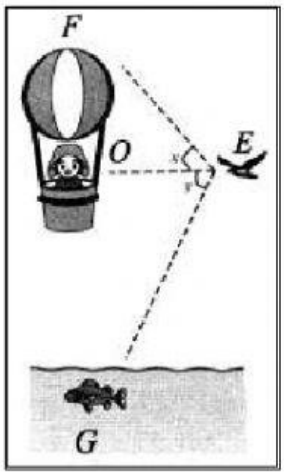

Rajah 9
Diagram 9

(i)	Garis mengufuk *Horizontal line*	
(ii)	Sudut dongak F dari E *Angle of elevation of F from E.*	

SECTION C
Answer all of the following question in the answer space provided

3.a) Rajah 18 di bawah menunjukkan satu segi empat tepat A. Diberi perimeter bagi A ialah 20 cm.
Diagram 18 below shows a rectangle A. Given that the perimeter of A is 20cm.

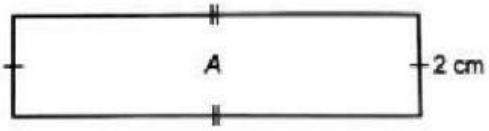

Rajah 18
Diagram 18

(i) Hitung luas dalam cm^2 bagi A.
Calculate the area in cm^2 of A.

Jawapan/ Answer : [2 markah/2 *marks*]

Length = _____ - _____ - _____ =

Area = x =

LIVEWORKSHEETS

b) Rajah 19 dibawah menunjukkan bilangan guli yang berbeza di dalam sebuah kotak. Bilangan guli biru dan kuning tidak ditunjukkan.
Diagram 19 below shows the number of different marbles in a box. The numbers of blue and yellow marbles are not shown.

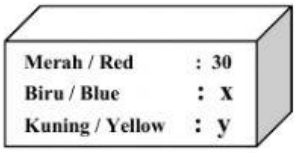

Rajah 19
Diagram 19

Nisbah guli merah, biru dan kuning di dalam kotak itu ialah 5 : 7 : 3. Cari nilai x - y.
The ratio of red, blue and yellow marbles in the box is 5 : 7 : 3. Find the value of x - y.

Jawapan/*Answer :* [4 markah/4 *marks*]

x = _____ y = _____

x = x = y = x =

$x - y$ = - =

4.a) Rajah 21 di bawah menunjukkan sebuah segi empat sama ABCE dan sebuah segi tiga bersudut tegak AFE. Diberi bahawa D ialah titik tengah CE dan AF = 8cm. Hitung luas kawasan berlorek.
The diagram 21 shows a square ABCE and a right-angled triangle AFE. It is given that D is the midpoint of CE and AF = 8cm. Calculate the area of the shaded region.

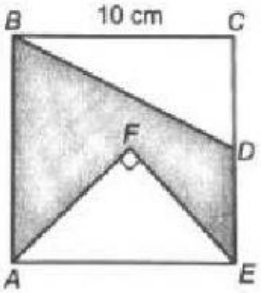

Rajah 21
Diagram 21

Jawapan/ *Answer :* [3 markah/3 *marks*]

Area of square ABCDE =

x

=

Area of BCD =

_____ x x

=

LIVEWORKSHEETS

EF = $\sqrt{}$

=

Area of AEF =

_____ x x

=

Area of shaded region =

=

b.

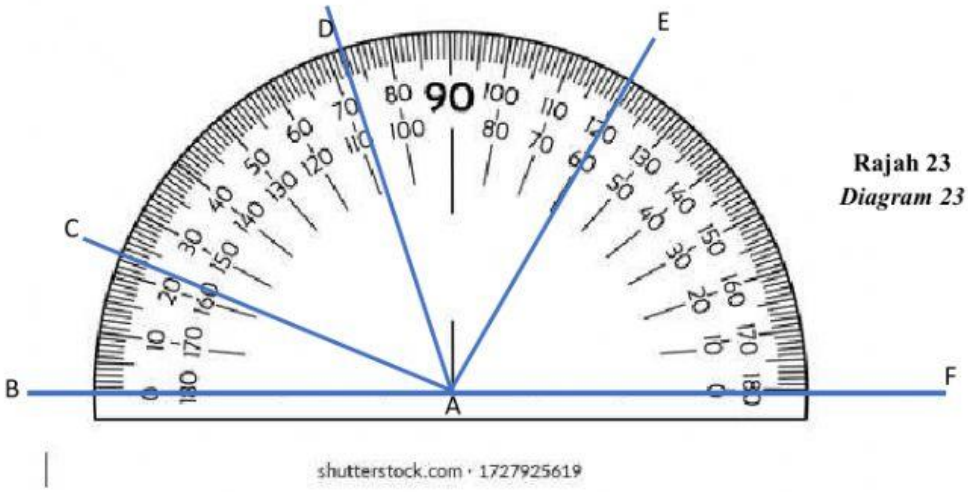

Rajah 23
Diagram 23

Berdasarkan rajah 23 di atas, nyatakan nilai setiap sudut berikut.
Based on the diagram 23 state the angle shown above.

Jawapan/*Answer*: [2 markah/2 marks]

(i) $\angle EAF$ [ ] (ii) $\angle BAC$ [ ]

5. a) A car that travels along a straight road will pass through three traffic lights. The first, second and third traffic lights will turn green every minutes, 2 minutes and 4 minutes respectively. What is the time interval for all the three traffic lights to turn green simultaneously?

Sebuah kereta yang bergerak di sepanjang suatu jalan raya yang lurus akan melalui tiga lampu isyarat. Lampu isyarat pertama, kedua dan ketiga masing-masing akan menyalakan lampu hijau setiap 6 minit, 2 minit dan 5 minit. Berapkah selang masa bagi ketiga-tiga lampu isyarat itu untuk menyalakan lampu hijau secara serentak?

LIVEWORKSHEETS

Answers/*Jawapan :*

, ,	Time for all traffic light to turn green
, ,	= x x
, ,	
, ,	= every minute

(4 *marks*/markah)

b) In Diagram, R, S and Q are three points on a horizontal plane. PQ is a tower. Label the angle of elevation of P from R as x and angle of elevation of P from S as y. (Label the unrelated angle as N)
Dalam Rajah, R, S dan Q ialah tiga titik pada satah mengufuk. PQ ialah sebuah menara.Label sudut dongakan P dari R sebagai x dan sudut dongakan P dari S. (Label sudut yang tidak berkaitan dengan N)

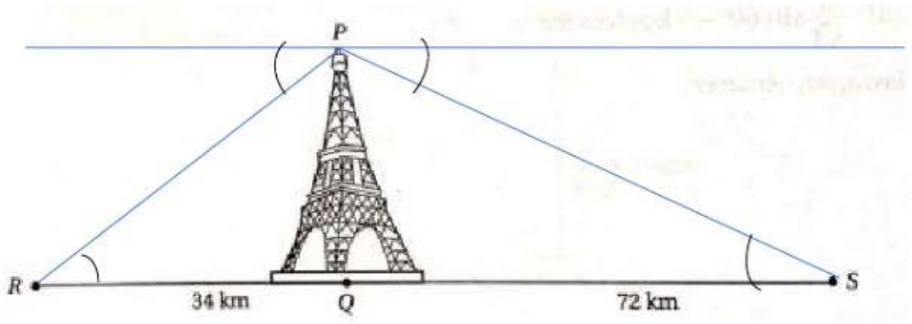

(2 *marks*/markah)

KERTAS SOALAN TAMAT

LIVEWORKSHEETS