

25TH CLASS




6 Lesson 4 Vocabulary and Grammar

1 Listen, point and say. CD3 7



behind
the tree



near
the grass



in front of
the flowers



next to
the bush




between the
rocks

2 Listen and point. Sing *Hide and seek*. CD3 8

Hide, hide,
Hide everyone.
Ready or not,
Here I come!


Where are Jake and Molly?
Where are they?
They're next to the tree.
Let's play again!



Where are Beth and Molly?
Where are they?
They're near the rocks.
Let's play again!



Where are Jake and Beth?
Where are they?
They're behind the bush.
Let's play again!



3 **Talk Partners** Listen and repeat. Ask and answer. CD3 9

Where are Anna
and David?




They're in front
of the desk.



64 sixty-four

Key learning outcomes: ask and answer questions to find out where people are
Vocabulary: prepositions of place **Grammar:** *Where are (Jake and Molly)? They're (next to the tree).*


1 Listen and say.  CD3 11

Toby's tongue twister



w - w - w. Wally the worm washes windows.

2 Listen and match.  CD3 12



3  **Cooperative learning** Sing *Listen to others*.  CD3 13

Teacher's Resource Bank: Unit 6

4  **Talk Partners** Make and play the game.



Key learning outcomes: play a communication game about finding people
Phonics: the 'w' sound


1) Listen and number, write. (Escucha y numera, escribi)

2) Read, look and write. (Lee, mira y escribi)


6 Lesson 8 Review



1 Listen and number. Write and say.



swing



2 Look, read and write.

in front of next to behind

1 Where's Toby? He's _____ a rock.

2 Where's Molly? She's _____ a bush.

3 Where are Beth and Jake? They're _____ a rock.



3 Cooperative learning Sing *Well done!*



1) Read, match and write. (Lee, uni y escribi)

2) Read, look and write. (Lee, mira y escribi)

Dont forget the recycle word.

1 Read, match and write.

1 Where's Molly?



She's on the roundabout.

2 Where's Jake?




He's _____.

3 Where are Molly and Beth?



They're _____.

4 Where's Beth?



_____.

2 Read, look and write.

in front of ~~near~~ behind between next to


1 The frogs are near the tree.

2 Beth is _____ the flowers.

3 Jake is _____ the rocks.

4 Molly is _____ the bush.

5 The cats are _____ the flower.



3



My

progress

Use your traffic light. Listen to the teacher and point.

Key for Activity 3: 1. I can say the objects in the park. 2. I can say where people and things are. 3. I can talk about a park in my town. 4. I can understand instructions. 5. I listen to instructions in the classroom. 6. I listen to others.



C _____

PERSONAL QUESTIONS



QUESTIONS

what is your name?

How old are you?

what is your favourite colour?

What is your favourite toy?

What is your favourite number?

What is your favourite food?

What is your favourite animal?

ANSWERS

my favourite food is pizza.

my favourite number is eleven. 11

my favourite animal is chicken.

My favourite colour is green.

I am 31 years old.

My name is Flor. - I am Flor.

My favorite toy is my dinosaur.



NAME: Susan

AGE: 8 years old

FAVOURITE COLOUR: pink

FAVOURITE TOY: scooter

FAVOURITE ANIMAL: dog



Read the information about Susan, then answer the questions. (Lee la información en el recuadro sobre Susan y después responde las preguntas)

Hello! What is your name?

My.....

How old are you?

I am.....

What is your favourite colour?

My.....

What is your favourite toy?

My.....

What is your favourite animal?

My.....

Read the text about Luca. (Lee el texto sobre Luca)



Hello!
My name is Luca. I am
8 years old.

My favourite colour is
red. My favourite
number is 12.
My favorite food is
pizza.

My favourite toy is my
plane. It is blue, yellow
and red.

Now is your turn. Complete with your personal information. (Ahora es tu turno. Completa con tu informacion personal.)

Hello!
My name is I am years old.

My favourite colour is
My favourite number is
My favorite food is

My favourite toy is my
It is