

Name: \_\_\_\_\_

Class: \_\_\_\_\_

## WEEK 10

### Unit 6. Lesson 3

### Unit 7. Lesson 1

1

Match and write. Then read the sentences aloud.

1. \_\_ome in, please.

2. That's my \_\_at.


3. That's the  
\_\_omputer room.

4. Sit \_\_own, please.


5. Open the \_\_oor,  
please.

c

d




a



b



c



d



e

2

Write.

1. What's your name?
2. That's our playground.
3. Who's that?
4. They aren't my teachers.
5. Don't talk.
6. May I open the book?  
No, you can't.

What is your name?

---

---

---

---

---

5 Read and match.

- |                         |   |                                       |
|-------------------------|---|---------------------------------------|
| 1. Be quiet, boys!      | • | • a. Yes, you can. Come in, please!   |
| 2. May I come in?       | • | • b. No, it isn't. It's small.        |
| 3. Is that your school? | • | • c. No, you can't. Be quiet, please! |
| 4. Is your school big?  | • | • d. We're sorry, Sir.                |
| 5. May I speak?         | • | • e. Yes, it is. It's my school.      |



4 Look and write.

That's the classroom.

That's the computer room.



That's the library.

That's the gym.



1 \_\_\_\_\_

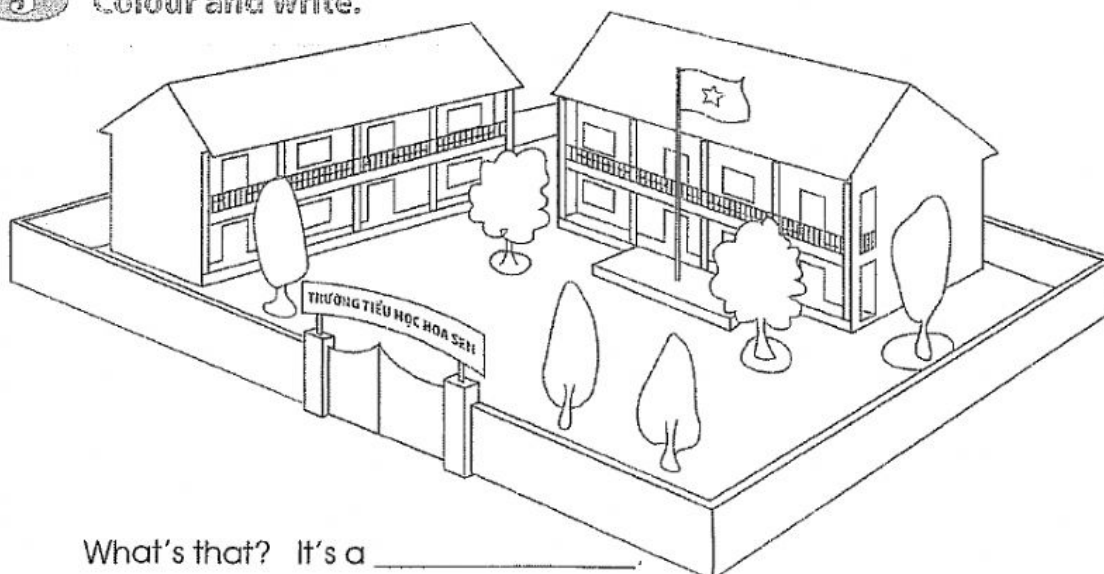
2 \_\_\_\_\_



3 \_\_\_\_\_

4 \_\_\_\_\_

5 Colour and write.



What's that? It's a \_\_\_\_\_

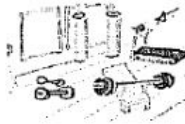
Name: \_\_\_\_\_

Class: \_\_\_\_\_

# WEEK 11

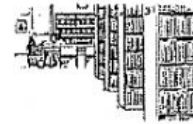
## Unit 7. Lessons 2 + 3

1 Match and write. Then read the words aloud.



1

\_\_ym



2

\_\_library



3

\_\_iraffe



4

\_\_amp




5

\_\_inda


2 Write the missing letters.



1 p\_\_\_\_\_



2 l\_\_\_\_\_



3 m\_\_\_\_\_r\_\_\_\_\_

3 Circle a, b or c.

- Is that your school? Yes, \_\_\_\_\_.  
a. it is      b. it isn't      c. I am
- This is our library. \_\_\_\_\_ new.  
a. He's      b. She's      c. It's
- \_\_\_\_\_ the computer room big? No, it isn't. It's small.  
a. Are      b. Is      c. This
- Is the playground large? No, it isn't. It's \_\_\_\_\_.  
a. big      b. small      c. old



Read and circle a, b or c.

This is our school. It is Rose Primary School. It is big and new. This is our school playground. It is large. That is our library. It is next to the computer room. These are our classrooms. They are big and bright.

1. The name of the school is \_\_\_\_\_.  
a. Queen Primary School    b. Rose Primary School    c. King Primary School
2. The school is \_\_\_\_\_.  
a. big and new                      b. big and old                      c. old and bright
3. The school playground is \_\_\_\_\_.  
a. large                                  b. old                                  c. small
4. The library is next to the \_\_\_\_\_.  
a. classroom                          b. gym                                  c. computer room
5. The classrooms are \_\_\_\_\_.  
a. small and old                      b. small and new                      c. big and bright



Read the text again and write the answers.

1. What is the name of the school?  
\_\_\_\_\_
2. Is the school new?  
\_\_\_\_\_
3. Is the school playground small?  
\_\_\_\_\_
4. Is the library next to the computer room?  
\_\_\_\_\_
5. Are the classrooms small?  
\_\_\_\_\_

Name: \_\_\_\_\_

Class: \_\_\_\_\_

# WEEK 12

## Unit 8. Lessons 1 + 2

1 Put the words in the right columns.


boy	open	notebook	gym	library
girl	playground	write	classroom	teacher
pen	pencil	talk	go	friend
rubber	speak	pencil case	computer room	pupil

Action	School facility	School thing	Person

2 Circle the correct words and write.

- This (This/ These) is my school bag.
- \_\_\_\_\_ (This/ These) are Mr Loc and Miss Hien.
- That is my \_\_\_\_\_ (pen / pens).
- Those are my \_\_\_\_\_ (ruler / rulers).
- That is my classroom. \_\_\_\_\_ (It is/ They are) large.
- Those are my rubbers. \_\_\_\_\_ (It is/ They are) small.

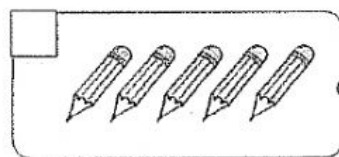
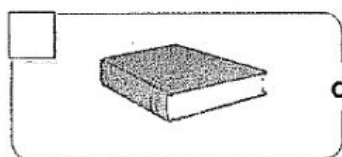
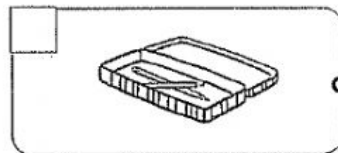
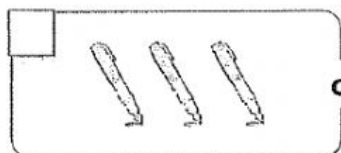
3 Do the puzzle.



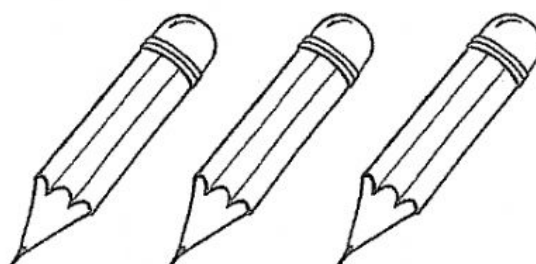
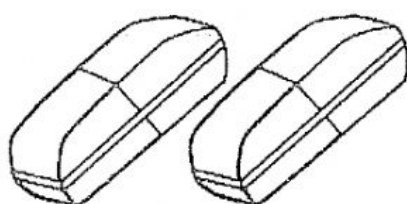
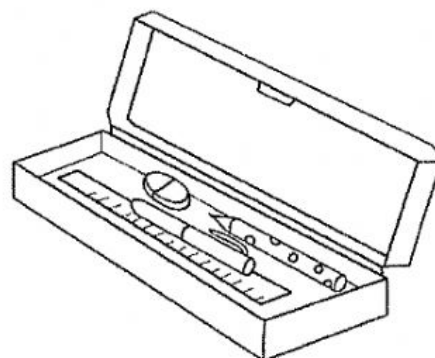
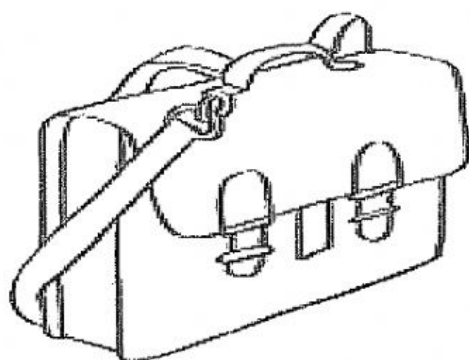


Read and number.

These are my school things. This is my book (1). It is new. These are my pens (2). This is my pencil case (3). It's big. These are my pencils (4) and those are my notebooks (5).



Colour and write.



These are my school things.

This is \_\_\_\_\_. It is \_\_\_\_\_.

These are \_\_\_\_\_. They are \_\_\_\_\_.

Name: \_\_\_\_\_

Class: \_\_\_\_\_

# WEEK 13

Unit 8. Lesson 3

Unit 9. Lesson 1

1 Match and write. Then read the sentences aloud.

1. That's my \_\_uler.

2. \_\_\_\_is is my school bag.


3. \_\_\_\_ose are my teachers.

4. The libra\_\_y is large.

5. The computer \_\_oom is small.

r


th



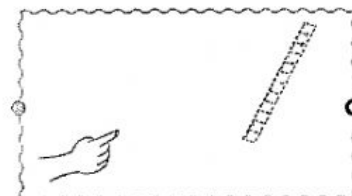
a




b



c



d



e

2 Circle the odd one out.

- |   |              |            |           |              |
|---|--------------|------------|-----------|--------------|
| 1 | a. classroom | b. six     | c. gym    | d. library   |
| 2 | a. large     | b. big     | c. small  | d. school    |
| 3 | a. pen       | b. pencil  | c. that   | d. notebook  |
| 4 | a. desk      | b. open    | c. go     | d. close     |
| 5 | a. rubber    | b. teacher | c. friend | d. classmate |