



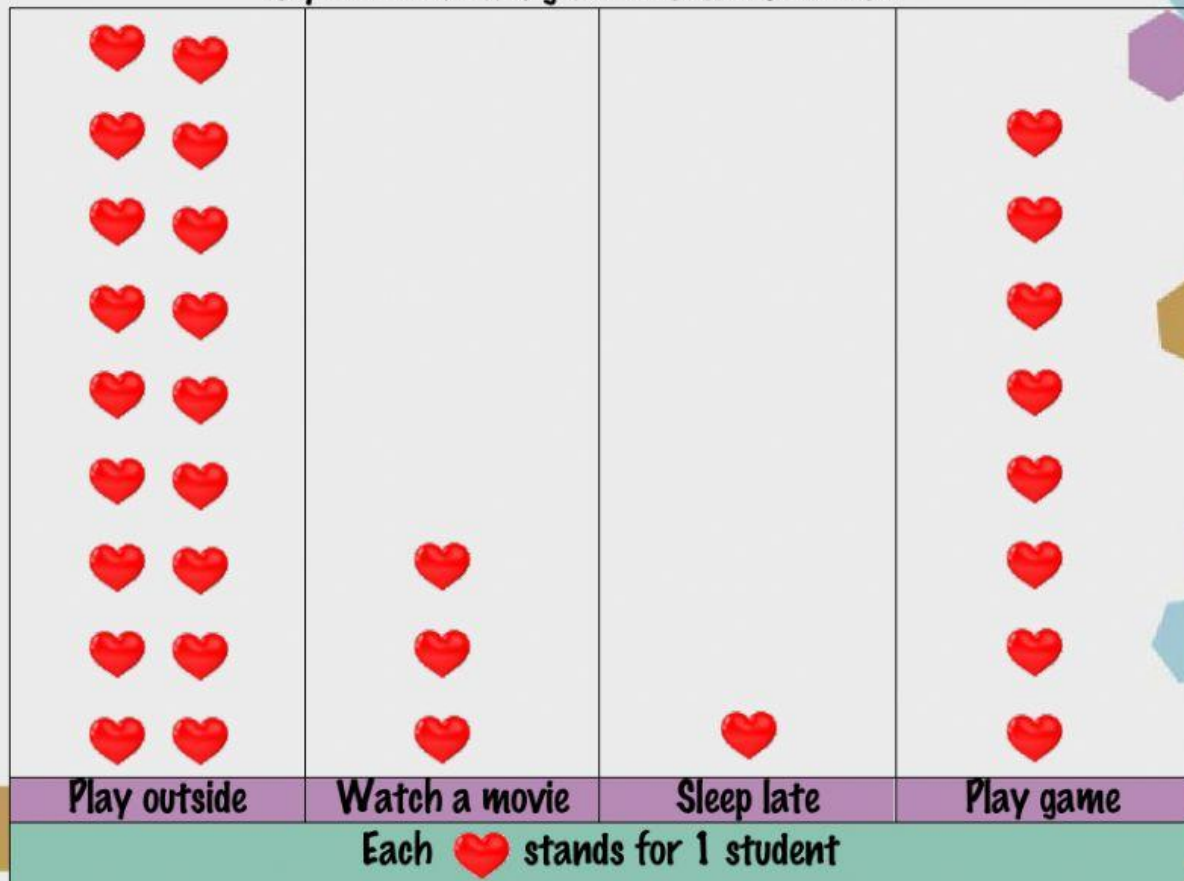
# More Pictograms Activity 1



# More Pictograms Activity 2

The table below show the result of Year 1 students voted for their favourite thing to do on the Weekend.

My favourite thing to do on the Weekend



Read the data on pictograms and answer the questions below.

Favourite thing to do on the Weekend	Number of students
Play outside	
Watch a movie	
Sleep late	
Play game	



# More Pictograms Activity 3

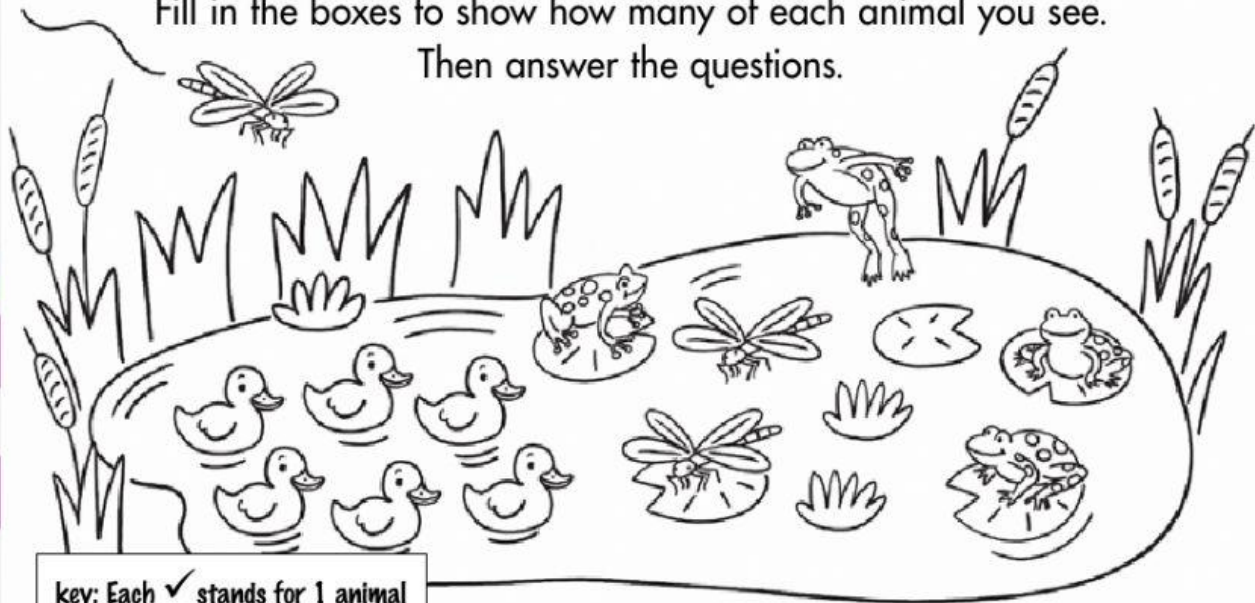
**SCHOLASTIC**  
**Let's Find Out**  
My Weekly Reader

Graphing

My name \_\_\_\_\_




## Graph the Pond Animals

Fill in the boxes to show how many of each animal you see.  
Then answer the questions.



key: Each ✓ stands for 1 animal

### Pond Animal Graph

Type of Animal	1	2	3	4	5	6
 frog						
 duckling						
 dragonfly						

1. How many  are at the pond? \_\_\_\_\_

2. How many  are at the pond? \_\_\_\_\_

**Bonus:** How many animals are at the pond altogether? \_\_\_\_\_