



Name:


TEST

Date:.....



Topic 2 - Colors

A – LISTENING

PART 1: Listen and draw lines. There is one example.




PART 2: Listen and match the color. There is one example.



B – READING AND WRITING

PART 1: Look and read. Write yes or no. There is one example.



Examples:

There is a monster between the boy and the girl.

...yes.....

The monster is eating an apple.

.....

Questions:



1. The boy is painting.
2. There are two fish in the water.
3. The monster is purple.
4. The girls is fishing.
5. The kite is red and yellow.




PART 2: Look at the pictures. Look at the letters. Write the words. There is one example.

Example:

	<u>B</u> <u>l</u> <u>a</u> <u>c</u> <u>k</u>	kacbl
--	--	-------


Questions:

1. 	-----	eogrna
2. 	-----	eplupr









3. 	-----	ygar
4. 	-----	ewthi
5. 	-----	wyleol

PART 3: Choose a word from the box. Write the correct word next to number 1-5. There is one example.

green



Green is a beautiful color! In nature, the (1)_____ that you walk on is green, and the leaves that you see on (2)_____ are usually green. Most of the plants that you see are green too. (3)_____ are green, and many grasshoppers are green too. Turtles are different shades of green. Did you know that you can make green by mixing (4)_____ and (5)_____?

 <p>green</p>	 <p>tree</p>	 <p>grass</p>	 <p>red</p>
 <p>yellow</p>	 <p>frogs</p>	 <p>blue</p>	 <p>orange</p>