

Make a rectangle this big on liveworksheets. copy and paste youtube link into the box

Down here:

Take screenshots of story



Jumble them below

Make drag and drop boxes into correct locations


On Page 2: paste the images in correct order so student can use as a reference

Parent: “What happened in the story?”

First	Next	After	Last



Type it



First

Next

After

Last

First, _____

Next, _____

After, _____

Last, _____

Word Bank

Henny Penny	They	meet	sky is falling
Cocky Locky	She	go	into the den
Loosy Goosey	He	tell the king	acorn
Ducky Lucky		find	head
Foxy Loxy		hit	
King		walk	