

UNIT 3: THIS IS TONY

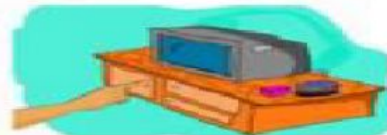
Task 1. Look and write. There is one example.

Example:

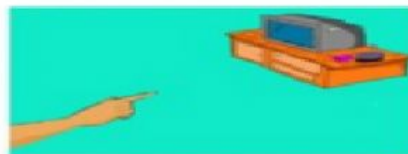
iehn → H _ _ _
iehn → Hien



1. siht →
t _ _ _




2. htat →
t _ _ _



3. onTy →
T _ _ _



4. oN →
N _



5. esY →
Y _ _



Task 2. Look and read. Tick Yes ☐ Y or No ☐ N across the box. There are two examples.

Ex
am
ple:

<p><i>I'm Mai.</i></p>  <p>A. <input type="checkbox"/> Y</p>	<p><i>I'm Quan.</i></p>  <p>B. <input type="checkbox"/> N</p>
---	--

1.
This

2.

Hi, I'm Nam. This is Linda.


☐

3.

That's Miss Hien.


☐

4.

That's Linda.


☐

5.

This is Mai.



Task 3. Read and complete. There is one example.

Hi

nice

this

no

that

nice

Phong: (0) Hi, Linda.

Linda: Hello, Phong. (1) _____ is Tony.

Phong: (2) _____ to meet you.

Tony: Hello, Phong. (3) _____ to meet you, too.

Linda: Is (4) _____ Mai?

Phong: (5) _____, it isn't. It's Hoa.