

PORTOPOLIO

LATIHAN AKHIR SEMESTER 1

Nama

KELAS :

TANAMAN : Tanaman, Bunga, Buah

♡ CACTUS ♡



TUNAS MUDA

root trunk leaf flower fruit

BAGIAN DARI TANAMAN

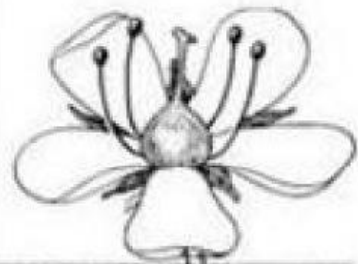
Gunting dan tempel gambar yang sesuai, lalu tulis bahasa inggisnya di atas tanda panah




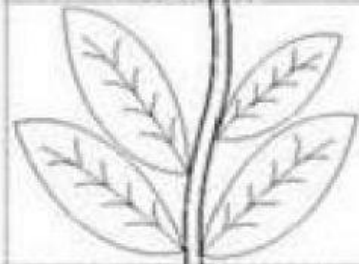
BUAH




BUNGA



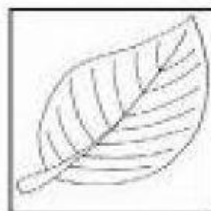
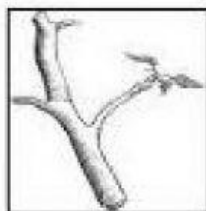
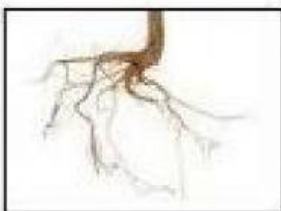
DAUN



BATANG




AKAR




TUNAS MUDA

Mengenal tinggi rendah, beri angka 1 untuk tanaman yang tinggi dan angka 2 untuk tanaman yang lebih rendah dan beri warna supaya indah ya !



TUNAS MUDA

Tebalkan dan tuliskan angka di bawah ini dan lengkapi angka yang hilang




Name :

FLOWERS

Read, rewrite simple sentences and colour the pictures.

Hal: 20 | H: 11 | Gwa: b | R: A | H: m | d | T | h | a | n | i | z | i | H | A | T | E | Z

1.



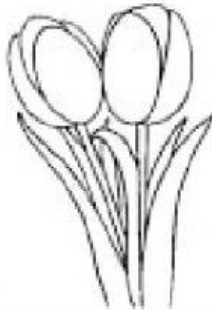
My red rose.

2.



I like sunflower.

3.




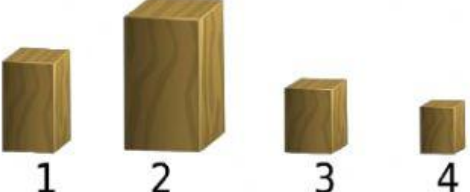
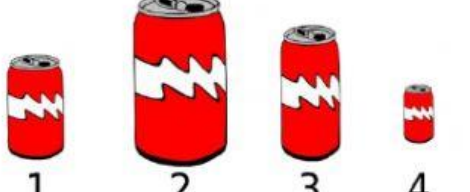
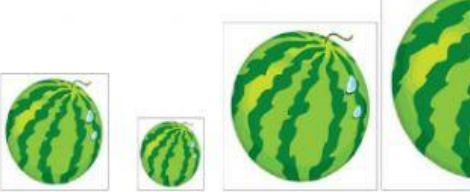

My fresh tulips.

4.



Very beautiful carnation.

Urutkan dari yang terkecil, tulis angkanya

No	Gambar-gambar	Urutkan Dari yang Terkecil
1		<p>.....</p>
2		<p>.....</p>
3		<p>.....</p>
4		<p>.....</p>
5		<p>.....</p>