



---

# 24TH CLASS



**Before you read**




What can you see in the playground?



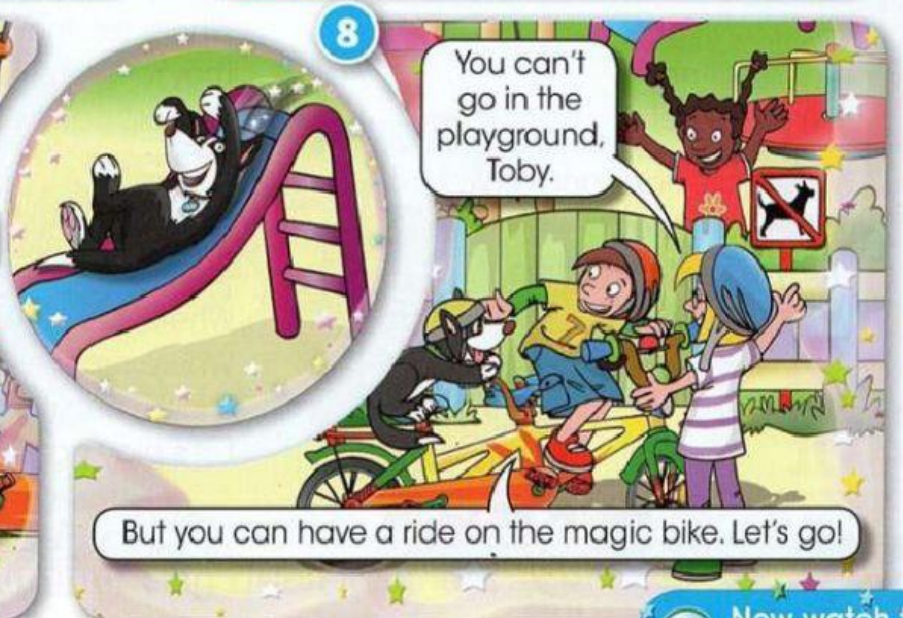

**1 Listen and read. Act out.**



**Hide and seek**







### After you read

Now watch the  
animated story

➔ Go to page 60 in your Activity Book.

2 **Values** Read and circle.



Remember! **Respect** / **Write** / **Say**  
the signs around you.



Values: respecting signs

sixty-three **63**



## 6 Lesson 4 Vocabulary and Grammar

### 1 Listen, point and say. CD3 7



behind  
the tree



near  
the grass



in front of  
the flowers



next to  
the bush



between the  
rocks


### 2 Listen and point. Sing *Hide and seek*. CD3 8

Hide, hide,  
Hide everyone.  
Ready or not,  
Here I come!

Where are Jake and Molly?  
Where are they?  
They're next to the tree.  
Let's play again!



Where are Beth and Molly?  
Where are they?  
They're near the rocks.  
Let's play again!



Where are Jake and Beth?  
Where are they?  
They're behind the bush.  
Let's play again!



### 3 **Talk Partners** Listen and repeat. Ask and answer. CD3 9

Where are Anna  
and David?



They're in front  
of the desk.







WHERE IS THE COMPUTER ?

IT IS ..... THE DESK..



WHERE IS TOBY ?

HE IS ..... THE FLOWERS.

WHERE IS TOBY?

HE IS ..... THE GRASS.



WHERE ARE BETH AND JAKE?

THEY ARE .....THE BUSH.

WHERE ARE THE JAKE AND MOLLY?

THEY ARE ..... THE TREE.



1) Remember the story. Read and tick ✓. (Recorda la historia.

Lee y hace un tick ✓ )

2) Look the story again. Read and match. (Lee la historia otra vez. Lee y uni)

Don't forget the recycle word! (no te olvides de la palabra reciclada)

## 6 Lesson 3 Story


### After you read

#### 1 Remember the story. Read and tick (✓).

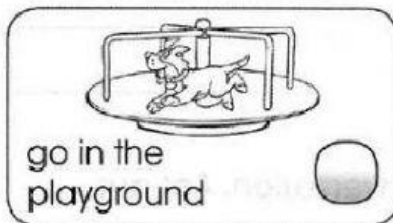
1 What game do the children play?



2 Where are Jake and Molly?



3 What can Toby do?



#### 2 Look at the story again. Read and match.

1 Sorry, Toby. You can't play in here.



2 Ready or not, here I come!



3 They're behind the tree.



4 You can have a ride on the magic bike.









1) Listen and tick. ( Escucha y hace un tick ✓ )

2) Read, look and write with the words from the box. (Mira, lee y escribi con las palabras de la cajita)

## Lesson 4 Vocabulary and Grammar

6

### 1 Listen and tick (✓).



### 2 Read, look and write.

between   next to   in front of   behind

1 Where are the big dogs?

They're between the trees.

2 Where are the dogs with long hair?

They're \_\_\_\_\_ the bush.

3 Where are the small dogs?

They're \_\_\_\_\_ the flowers.

4 Where are the long dogs?

They're \_\_\_\_\_ the rocks.




h \_\_\_\_\_



# TODAY WE FINISH READING THE STORY: ALADDIN!

Hoy terminamos de leer la historia de Aladin!





1) Look and find. (Mira y encuentra esas palabras)

## G Look and circle.

carpet cave crazy  
diamonds genie gold lamp  
prince snake wish

C	A	R	P	E	T	Y	D	F
E	P	R	I	N	C	E	I	O
B	Y	L	Q	S	L	I	A	C
L	E	J	L	A	M	P	M	R
G	R	H	F	B	I	U	O	A
O	S	N	Y	N	W	A	N	Z
L	N	G	E	N	I	E	D	Y
D	A	W	E	R	S	Y	S	A
A	K	G	S	K	H	N	S	F
H	E	T	L	T	C	A	V	E

