

**Part 1: Write "a" or "an".**

- |                    |                   |
|--------------------|-------------------|
| 1. .... friend.    | 5. .... elephant. |
| 2. .... egg.       | 6. .... teacher.  |
| 3. .... octopus.   | 7. .... bag.      |
| 4. .... alligator. | 8. .... cat.      |

/8

**Part 2: Write number and plural.**

- |          |                |          |           |
|----------|----------------|----------|-----------|
| a bag    | (3) three bags | a door   | (3) ..... |
| a cake   | (10) .....     | a window | (9) ..... |
| a boy    | (6) .....      | a ball   | (4) ..... |
| a frog   | (3) .....      | an eye   | (8) ..... |
| an apple | (5) .....      |          |           |

/8

**Part 3: Write "am", "is" or "are".**

- |                                      |                                  |
|--------------------------------------|----------------------------------|
| 1. She is a teacher.                 | 3. How ..... you? I ..... great. |
| 2. Who ..... he? He ..... a fireman. | 5. She ..... happy.              |
| 4. Brian ..... my brother.           | 7. It ..... a rubber.            |
| 6. They ..... pencils.               | 9. These ..... my legs.          |
| 8. This ..... my nose.               |                                  |

/8


**Part 4: Write "It's a/an ..." or "They're ...".**

1. What's this?
2. What's this?
3. What are these?
4. What's this?
5. What are these?

- ..... bike.
- ..... umbrella.
- ..... blue books.
- ..... computer.
- ..... balls.

/5

**Part 5: Answer the questions.**

1. Is this a bike? 
2. Is this a ball? 
3. Is this a pen? 
4. Is this a book? 
5. Is this a bag? 

- .....
- .....
- .....
- .....
- .....

/5


**Part 6: Write "This is" or "These are".**

1. .... a big car.
3. .... a small window.
5. .... green apples.


2. .... good pictures.
4. .... red pens.
6. .... a clever dog.

/6


**Part 7: Answer the questions.**

1. Who is he? 


.....

2. Who is he? 


.....

3. Who is she? 

.....

4. Who is she? 


.....

5. Who is he? 


.....

/5


**Part 8: Answer the questions.**

1. Is he a doctor? 


.....

2. Is she a nurse? 


.....

3. Is he a student? 

.....

4. Is she a housewife? 

.....

5. Is he a fireman? 

.....

/5

**Part 9: Look and answer the questions.**

1. Where's the blue book? .....
2. Where are the crayons? .....
3. Where's the bag? .....
4. Where are the cars? .....
5. Where's the computer? .....



/5

**Part 10: Fill in the blanks.**



n\_n\_



\_ai\_ \_o\_



b\_k



w\_n\_ \_w



\_e\_ \_y



k\_t\_



\_i\_e



fi\_m\_



s\_n\_



\_ \_ac\_ \_r

/10

**Part 11: Circle the correct answer**

- |                    |                       |                     |
|--------------------|-----------------------|---------------------|
| A. My name Rosy.   | B. My name's is Rosy. | C. My name is Rosy. |
| A. It's car.       | B. It's a car.        | C. It is cars.      |
| A. They're rulers. | B. They are ruler.    | C. They're a ruler. |
| A. This my bag.    | B. This is my bag.    | C. This is my bags. |
| A. She a doctor.   | B. She's doctor.      | C. She's a doctor.  |

/5