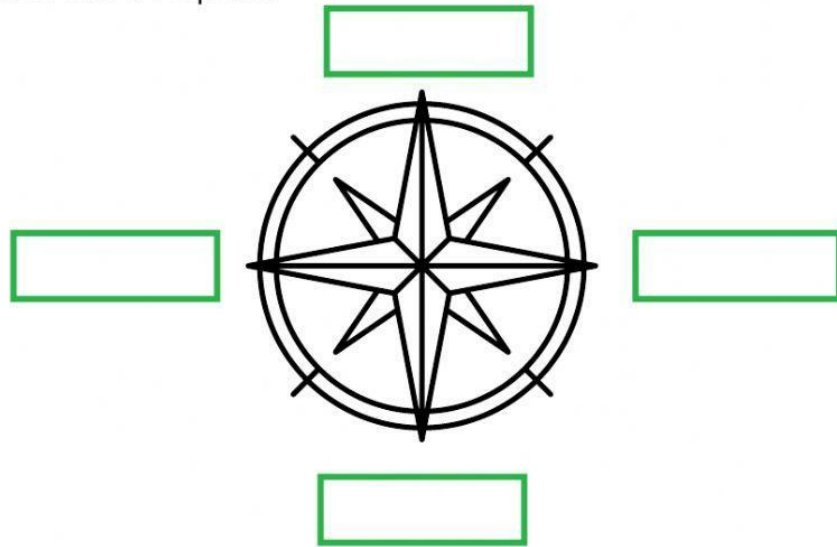










JAMAICA MAP SKILLS PRACTICE #1

Instructions: Choose north, south, east and west to label the compass.



Use the map above to answer the questions.

-  1. What parish is EAST of Saint Ann?
-  2. What parish is NORTH of Manchester?
-  3. What parish is SOUTH of Saint Andrew?
-  4. What parish is WEST of Trelawny?
-  5. How many parishes are there in Jamaica?
-  6. What is the capital of Jamaica?
-  7. What parish do you go to school in?
-  8. Where is Jamaica located?