Unit 3: Ready, steady, go!

Body parts

1. Label the parts of the body: [9pts]



Movement vocabulary

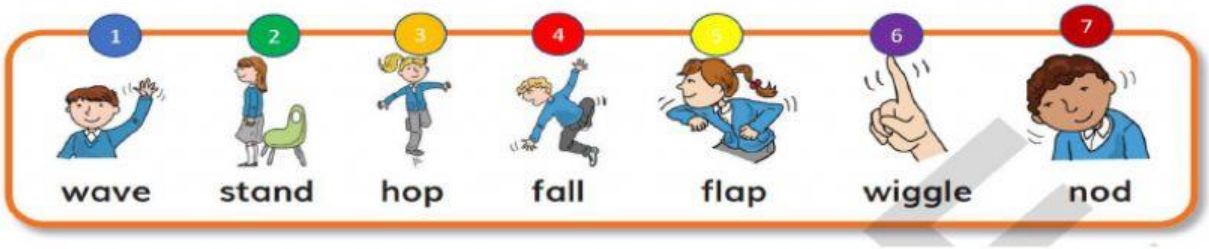

3. Circle what actions you do with the body parts: [2pts]

	Wiggle wave stand
	Nod Flap shake
	Hop Stand roll

LIVEWORKSHEETS

4. Match these activity pictures with the words: [6pts]

Playing tennis	skipping	hitting a ball	falling	riding a bike	walking

Quantity/ Plurals

5. Circle what is shown in the picture: [4pts]

Orange Oranges	grape grapes	Some waters Some water	Some bread Some breads

Quantity / All, most, some

6. Circle if the image is showing all, most or some: [3pts]

All	most	some

All	most	some



All	most	some

LIVEWORKSHEETS

Ongoing actions (add -ing)

7. Circle the correct form of the word: [4pts]

She is taping. She is tapping	He is dancing He is danceing	We are loveing We are loving	He is jumping He is jumpping

Long vowel sounds

8. Circle the correct long vowel sound you hear for these objects: [5pts]

		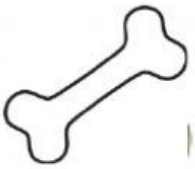		_____
a i o	a i o	a i o	a i o	a i o

LIVEWORKSHEETS