

23RD CLASS



1 Listen and point. Sing *It's fun in the park.*

We can climb a tree.
We can jump and run.
We can play on the swing.
The park is fun.

*It's fun, fun, fun in the park.
Yes, it's fun, fun, fun in the park.*

We can play on the slide.
We can jump and run.
We can play on the roundabout.
The park is fun.

Chorus

We can play on the grass.
We can jump and run.
We can play on the seesaw.
The park is fun.

Chorus



2 Read and stick the ten stickers. Listen and say the chant.



swing



slide



seesaw



roundabout

climbing
frame

Learning to learn → Spelling: go to page 67 in your Activity Book.

1 Listen and repeat. Act out.



I'm lost. Where's my big sister?

She's on the swing. Look!

And where's my big brother?

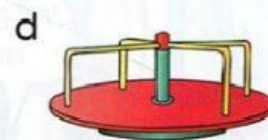

He's on the roundabout.
Come on. Let's play, too.

Grammar

Where's my sister?
She's on the swing.

Where's my brother?
He's on the roundabout.

2 Listen and match.



grass



flower



tree



bush



rock

Key learning outcomes: use *where* and prepositions of place
Grammar: *Where's (Beth)? She's (on the swing). Where's (Jake)? He's (on the slide).*

Today is Wednesday 1st, November.
It is cloudy



and warm



WELCOME NOVEMBER!

THE PARK

Draw the games and things we find in the park and write the names below, then say the chant. (En la carpeta dibuja las cosas y los juegos que se encuentran en el parque, ponelos el nombre y practica los nombres con la canción)



..... IS TOMMY ?
HE IS IN THE KITCHEN.



..... SHEILA?
..... IS ON THE BED.

..... ARE HENRY AND BOB?
..... ARE AT THE PARK.



Before you read



What can you see in the playground?





1 Listen and read. Act out.



Hide and seek





Now watch the
animated story

After you read

➔ Go to page 60 in your Activity Book.

2 **Values** Read and circle.



Remember! **Respect / Write / Say**
the signs around you.



Values: respecting signs

sixty-three **63**

1) Read, look and write. (Lee, mira y escribi)

2) Look and write. (Mira y escribi el nombre)

Unit
6

A day in the park

Lesson 1 Vocabulary

1 Read, look and write.

flowers rocks grass bushes tree


1 I can see grass in the park.


2 I can see six _____ in the park.

3 I can see a big _____ in the park.

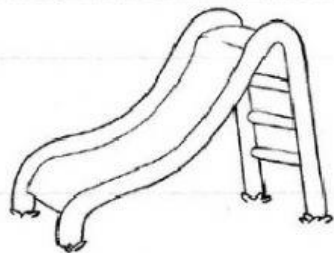
4 I can see two _____ in the park.

5 I can see three _____ in the park.




2  Write. Colour the objects you like.

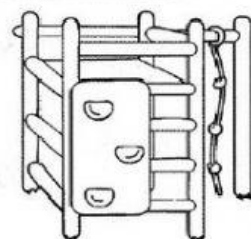
swing slide roundabout seesaw climbing frame



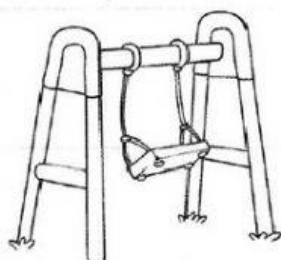
1 slide



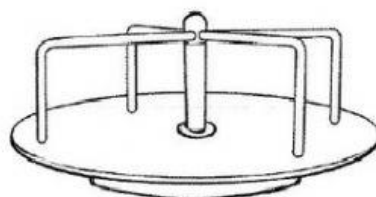
2 _____



3 _____



4 _____









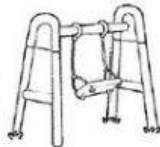

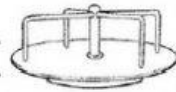
5 _____



- 1) Read, follow and write. (Lee, segri el camino y escribi)
- 2) Choose and complete the conversation. (Elegi y completa la conversacion)


1 Read, follow and write.

~~rock~~ swing roundabout seesaw

1 Where's Toby?				She's on the _____.
2 Where's Molly?				He's on the <u>rock</u> .
3 Where's Beth?				_____.
4 Where's Jake?				_____.

2 **Talk Partners** Choose. Complete the conversation. Act out.

Where's _____?



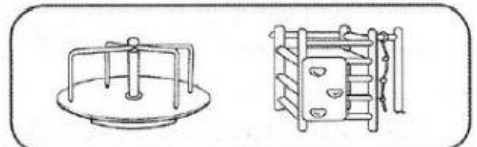
She's on the _____. Look!





And where's _____?



_____.
Come on. Let's play, too.



  d _____

Este viernes 5/11 nos vemos
de manera presencial en el
cecie!!

Recuerden su horario de
entrada y salida.
Traigan la carpeta de ingles
y la cartuchera.

