

Theme 3 : Family






Lesson 1

Exercise 1 Look and write

father	mother	sister	brother	baby brother
--------	--------	--------	---------	--------------

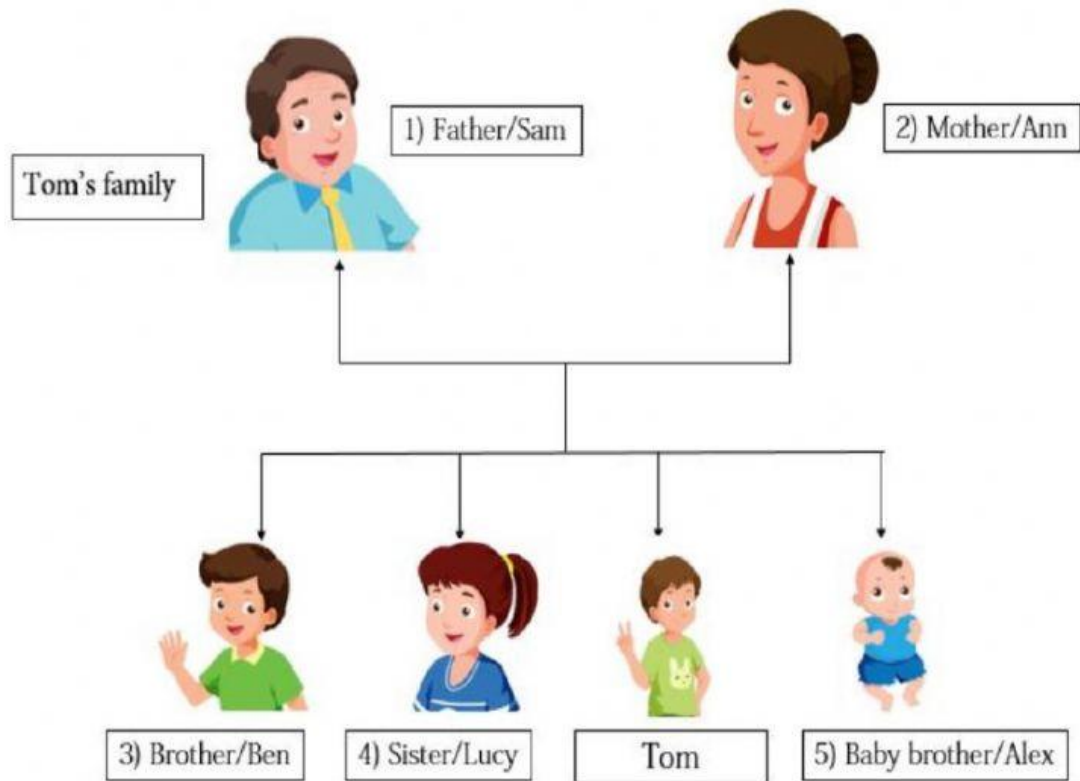
				
.....

Exercise 2 Look and match

a) She is my mother.		
b) He is my baby brother.		
c) She is my sister.		
d) He is my father.		
e) He is my brother.		

Theme 3 : Family

Exercise 3 Look and write



1) Who is he ? He is Tom's father . He's Sam.

2) Who is she ?


3) Who is he ?

4) Who is she ?


5) Who is he ?

Theme 3 : Family

Exercise 4 Look and read . Put a tick (✓) or cross (✗) in the box.




a) His name is Tom.




b) He's Tom's father.



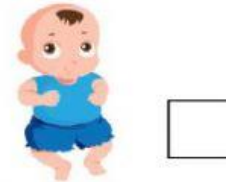
c) She's Tom's sister.



c) His name is Alex.



d) She's Tom's sister.



e) His name is Ben.

Lesson 2

Exercise 1 Look , read and circle the right words



- a) father
- b) grandfather



- a) grandmother
- b) sister



- a) uncle
- b) aunt



- a) aunt
- b) grandmother




- a) uncle
- b) cousin



- a) father
- b) mother







Theme 3 : Family

Exercise 4 Read and match

a) 	1) This is Tom's Aunt.	a) _
b) 	2) This is Tom's grandfather.	b) _
c) 	3) This is Tom's uncle.	c) _
d) 	4) This is Tom's mother.	d) _
e) 	5) This is Tom's sister.	e) _

Lesson 3

Exercise 1 Look and write the missing letters

		
sh _ _ _	you _ _	pre _ _ y
		
_ _ d	hand _ _ _ _	_ _ ll