
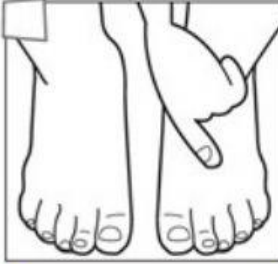
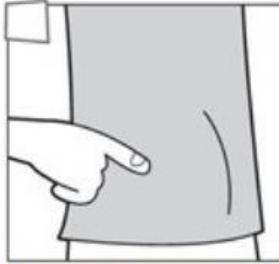

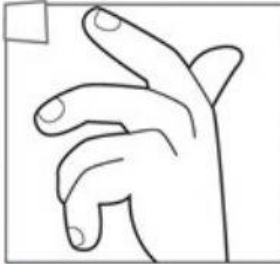


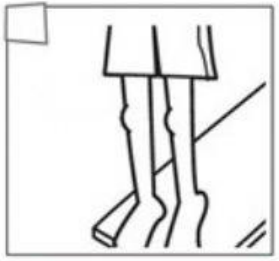




1) Arrastra los nombres de las partes del cuerpo y colócalas debajo de cada dibujo:


TOES	a STOMACH	SHOULDERS	TEETH	FINGERS
a NECK	a FACE	KNEES	HANDS	a FOOT

2) Escribe los nombres de las partes del cuerpo:

toes teeth stomach shoulders neck knees hand fingers foot face



1 <input type="text"/>	6 <input type="text"/>
2 <input type="text"/>	7 <input type="text"/>
3 <input type="text"/>	8 <input type="text"/>
4 <input type="text"/>	9 <input type="text"/>
5 <input type="text"/>	10 <input type="text"/>