

Unit 4: What are they doing ? (Lesson 4)

I) Match

(Nối tranh với câu tương ứng)



She **is** laughing.



I **am** taking a picture.



He **is** closing the door.



I **am** answering a question.



He **is** packing his backpack.

II) Rearrange the words

(Sắp xếp trật tự các từ)

1 is some he cutting grass

→

2 entering her is she classroom

→

3 me is mother giving a flower my

→

4 helping is his Jim friends

→

5 you the are piano practicing

→

6 sofa is she resting on

→


III) Listen and choose the correct answers
(Nghe và chọn đáp án đúng)

Circus Animals


A 21 Listen and write.

Some people go to a circus school. Some animals do, too. Circus animals are very smart. People love to watch them. Look at these animals! They are **1** _____ hard.


Monkeys can do many tricks. They can climb high and jump far. They can make funny faces. This monkey is **2** _____ a bike.



Tigers can do dangerous tricks. They can run and jump very fast. This tiger is **3** _____ through fire!



Elephants can do amazing tricks. They can balance on a ball or dance. This elephant is **4** _____ on two legs!



B Read and check. (Đọc và chọn Yes / No)

	Yes	No
1. The circus animals are practicing hard.	<input type="checkbox"/>	<input type="checkbox"/>
2. The circus monkey is riding a bike.	<input type="checkbox"/>	<input type="checkbox"/>
3. The circus tiger is jumping over people.	<input type="checkbox"/>	<input type="checkbox"/>
4. The circus elephant is standing on one leg.	<input type="checkbox"/>	<input type="checkbox"/>

36

