








GRADE-1 TEST-2 PRACTICE

<p>Q.1 Look at the picture. What is it used for?</p> 		
		
<p>Drinking</p>	<p>Fuel</p>	<p>Eating</p>

<p>Q.2 Which picture is a non-renewable resource?</p>		
		
<p>Plant</p>	<p>Water</p>	<p>Gold</p>

Q.3 What type of resources do the pictures show?



Renewable

**Renewable and
Non-renewable**

Non-renewable

Q.4 What type of resources do the pictures show?




Renewable

Sustainable

Non-renewable

Q.5 What type of projects are Masdar and Mohammed bin Rashed Al Maktoum Solar Park?



Sustainable Projects

Wasted Projects

**Non-renewable
projects**

Q.6 Why did the boy design and make a paper airplane?



Have fun



Fix things



Help people



Q.7 What do we call the people we design and make things for?



Teacher

Student

Target Audience

Q.8 What is the name of the six steps?



Design Process

Planning

Tools

Q.9 You want to make a parachute toy. What is the first step?



Ask

Plan

Tools

Q.10 What do you use to make this parachute toy?

