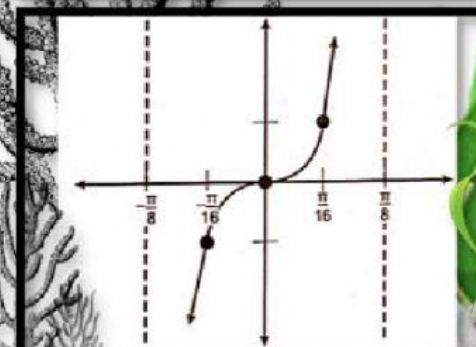
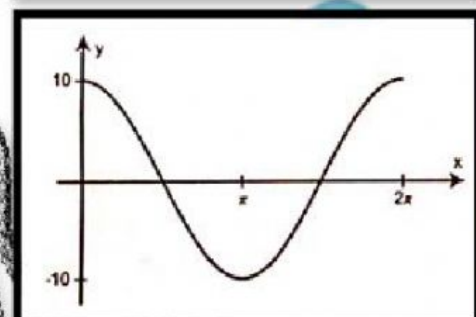
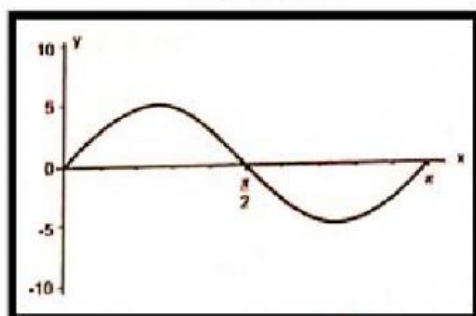


Match the graphs in Column A with their equations in Column B.

Draw a line from one point in Column A to another point in Column B to match.

Column A



Column B

$$y = \tan 4x$$

$$y = 5 \sin 2x$$

$$y = 10 \cos x$$