2 OUR NEW THINGS

Lesson One Words

1 Look at the picture and the letters. Write the word.

1 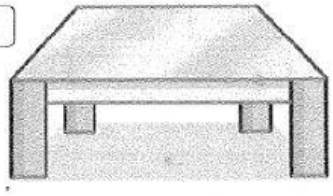

l b e t a

2 

k o o a o c t h s

3 

s m u t c o e r p

4 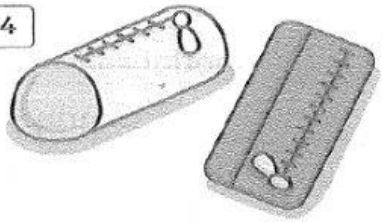

e s a c l s i c n e p

5 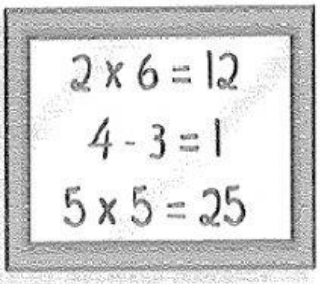

b d a o r

2 Look again and write.

1 There is a new table .

2 There are new _____ .

3 There are new _____ .

4 There are new _____ .

5 There is a new _____ .

LIVEWORKSHEETS

1 Match.

1 this [d] 2 that [ ] 3 these [ ] 4 those [ ]



2 Match.

That — is

This

These — are

Those

3 Write.

This is | That is | ~~These are~~ | Those are

1 These are tables and chairs.

2 _____ coat hooks.

3 _____ a computer.

4 _____ a board.



LIVEWORKSHEETS

1 Find and circle the words.

picture poster drawers





picturedrawersposter

2 Look and read. Write T (true) or F (false) in the box.

1
This is a picture. T

2
These are pencil cases. ☐

3
These are computers. ☐

4
This is a chair. ☐

5 
These are drawers. ☐

6 
This is a book. ☐

7

This is a board. ☐

8
These are coat hooks. ☐

9
These are posters. ☐

10 
This is a table. ☐

GOOD LUCK!

LIVEWORKSHEETS