

# UNIT 3: CLASS PARTY

## Lesson 1: PLANNING A PARTY (p24+25)



- ♦ Vocabulary: (p24) 1. order pizzas 2. bake cupcakes 3. bring fruit juice  
4. choose the music 5. make decorations 6. buy balloons
- ♦ Structure: (p24+25)  
1. I'll / We'll order pizzas for the party.  
2. What will he do? – He'll order pizzas.
- ♦ Workbook: (p24+25)

### I. Match.

- |                  |                    |
|------------------|--------------------|
| 1. <b>order</b>  | <b>balloons</b>    |
| 2. <b>buy</b>    | <b>decorations</b> |
| 3. <b>make</b>   | <b>pizzas</b>      |
| 4. <b>bake</b>   | <b>cupcakes</b>    |
| 5. <b>bring</b>  | <b>the music</b>   |
| 6. <b>choose</b> | <b>fruit juice</b> |



### II. Read, then choose the correct phrases.


1. People usually \_\_\_\_\_ in their rooms for special parties.
2. You can \_\_\_\_\_ then take them out of the oven.
3. If you are hungry. You can \_\_\_\_\_ from a restaurant.
4. When you want to relax, you can find, \_\_\_\_\_ and download it on the Internet.
5. You should \_\_\_\_\_ with you, so when you are thirsty you can drink it.
6. Christmas day is coming. People are so excited to \_\_\_\_\_ with different colors from the shops to make their houses more beautiful.

7. You write \_\_\_\_\_ on this paper, then you give it to your friends.
8. \_\_\_\_\_ tastes sweet. It usually has candles on top.
9. You use colorful paper to wrap \_\_\_\_\_ then give it to people on their birthdays.


### III. Odd one out.

- |    |                    |                     |                     |                   |
|----|--------------------|---------------------|---------------------|-------------------|
| 1. | A. <u>noodle</u>   | B. <u>food</u>      | C. <u>door</u>      | D. <u>stool</u>   |
| 2. | A. <u>take</u>     | B. <u>game</u>      | C. <u>gray</u>      | D. <u>hand</u>    |
| 3. | A. <u>buses</u>    | B. <u>goes</u>      | C. <u>boxes</u>     | D. <u>couches</u> |
| 4. | A. <u>music</u>    | B. <u>lunch</u>     | C. <u>mum</u>       | D. <u>up</u>      |
| 5. | A. <u>thanks</u>   | B. <u>mother</u>    | C. <u>they</u>      | D. <u>than</u>    |
| 6. | A. <u>mechanic</u> | B. <u>architect</u> | C. <u>orchestra</u> | D. <u>teacher</u> |


### IV. Complete the answers.

- 


What will you do tonight?

- We will \_\_\_\_\_ .
- 


What will Linda do tomorrow?

- She will \_\_\_\_\_ .
- 

What will he do next Sunday?

- He will \_\_\_\_\_ .
- 

Will they make decorations this afternoon?

- Yes, they \_\_\_\_\_ .
- 

Will he choose the music for the party?

- No, he \_\_\_\_\_ .

**V. Read the story. Choose a correct word and fill in the blanks next to numbers 1-5. There is one example.**

In Thailand, the festival of Yi Peng lanterns usually (0) *happens* in November. On the first day, there is a parade and people wear (1) \_\_\_\_\_ costumes. People make lanterns out of rice (2) \_\_\_\_\_. They light small candles inside them. The warm air makes the lanterns (3) \_\_\_\_\_ into the sky. On the night of the festival, there are thousands of bright lanterns in the sky. It's very beautiful. People imagine that the lanterns are taking away the (4) \_\_\_\_\_ things in their lives. People also (5) \_\_\_\_\_ their homes and gardens with paper lanterns. And, on the last day, there are fireworks.

beautiful

bad

decorate

go up

paper

**(6) Now choose the best name for the story. Tick one box.**

Candles and lanterns

Yi Peng lantern festival

Decorations at home