

# Days and numbers

## 1 DAYS OF THE WEEK

a Complete the days of the week with the letters.

W	Fr	S	Th	T	M	S
<u>M</u> onday /'mʌndeɪ/						
<u>T</u> uesday /'tʃuːzdeɪ/						
<u>W</u> ednesday /'wenzdeɪ/						
<u>T</u> hursday /'θɜːzdeɪ/						
				<u>F</u> riday /'fraɪdeɪ/		
				<u>S</u> aturday /'sætədeɪ/		
				<u>S</u> unday /'saʊndeɪ/		

b 1.11 Listen and check.

c 1.12 Listen and repeat the bold phrases.

**the weekend** (= Saturday and Sunday)

**a weekday** (= Monday–Friday)

**What day is it today?** It's **Friday**.

**Have a good weekend.** You too.

**See you later.** See you **tomorrow**. See you on **Monday**.

**ACTIVATION** Cover the days. Say them in order.

### Capital letters

Days of the week begin with a capital letter.

Tuesday **NOT** tuesday

## 2 NUMBERS 0–20

a Match the words and numbers.

twelve twenty eleven three eighteen  
five fifteen seven

0 zero /'ziərəʊ/	11 <u>eleven</u> /'levn/
1 one /wʌn/	12 <u>twelve</u> /'twelv/
2 two /tuː/	13 <u>thirteen</u> /'θɜːtiːn/
3 <u>three</u> /θriː/	14 <u>fourteen</u> /'fɔːtiːn/
4 four /fɔː/	15 <u>fifteen</u> /'fɪf'tiːn/
5 <u>five</u> /faɪv/	16 <u>sixteen</u> /'sɪks'tiːn/
6 six /sɪks/	17 <u>seventeen</u> /'sevn'tiːn/
7 <u>seven</u> /'sevn/	18 <u>eighteen</u> /'eɪt'tiːn/
8 eight /eɪt/	19 <u>nineteen</u> /'naɪn'tiːn/
9 nine /naɪn/	20 <u>twenty</u> /'twenti/
10 ten /ten/	

b 1.13 Listen and check.

**ACTIVATION** Cover the words. Say the numbers.

### Phone numbers

794 1938 = seven nine four, one nine three eight

44 = four four **OR** double four

0 = zero **OR** oh /əʊ/

p.7

## VOCABULARY BANK

## 3 NUMBERS 21–100

a Write the numbers.

21	<u>twenty-one</u> /'twenti 'wan/
	<u>thirty</u> /'θɜːti/
	<u>thirty-five</u> /'θɜːti 'faɪv/
	<u>forty</u> /'fɔːti/
	<u>forty-three</u> /'fɔːti 'θriː/
	<u>fifty</u> /'fɪfti/
	<u>fifty-nine</u> /'fɪfti 'naɪn/
	<u>sixty</u> /'sɪksti/
	<u>sixty-seven</u> /'sɪksti 'sevn/
	<u>seventy</u> /'sevn'ti/
	<u>seventy-two</u> /'sevn'ti 'tuː/
	<u>eighty</u> /'eɪti/
	<u>eighty-eight</u> /'eɪti 'eɪt/
	<u>ninety</u> /'naɪnti/
	<u>ninety-four</u> /'naɪnti 'fɔː/
	a <u>hundred</u> /ə 'hʌndrəd/

b 1.27 Listen and check.

### Pronunciation

13 and 30, 14 and 40, etc. are similar, but the stress is different, e.g. thirteen, thirty, fourteen, forty, etc.

-een is a long sound, but -y is a short sound.

**ACTIVATION** Cover the words. Say the numbers.

p.9

## 4 HIGH NUMBERS

a Write the missing numbers or words.

105	a hundred and five
	two hundred
350	three hundred and
875	eight hundred <u>seventy-five</u>
1,000	a <u>thousand</u> /'θaʊznd/
	one thousand five hundred
2,012	two thousand and
5,420	five thousand four <u>and twenty</u>
	twenty-five thousand
100,000	a hundred <u>thousand</u>
1,000,000	a <u>million</u> /'mɪljən/
2,300,000	two million <u>hundred thousand</u>

b 9.14 Listen and check.

**ACTIVATION** Cover the words. Say the numbers.

p.74



# Classroom language

## VOCABULARY BANK

### a Match the phrases and pictures.

#### The teacher says

- Open your books, please.
- Go to page 84.
- Do exercise a.
- Read the text.
- 1 Look at the board.
- Close the door.
- Work in pairs (or groups).
- Answer the questions.
- Listen and repeat.
- Stand up.
- Sit down.
- Turn off your phone.
- Please stop talking!



### b 1.33 Listen and check.




#### Please

Use **please** at the beginning or end of a phrase to be polite.  
Please come here. **OR** Come here, please.

### c Match the phrases and pictures.

#### You say

- Sorry, can you repeat that, please?
- 14 Sorry I'm late.
- I don't understand.
- Can I have a copy, please?
- How do you spell it?
- I don't know.
- How do you say gato in English?
- Can you help me, please?
- What page is it?



### d 1.34 Listen and check.

### e Cover the sentences and questions and look at the pictures. Say the sentences and questions.

**ACTIVATION** Try to use the You say language in your next English lesson.





# Things

## VOCABULARY BANK

### a Match the words and photos.

- ☐ a bag /bæg/
- ☐ a charger /tʃɑːdʒə/
- ☐ 1 a coin /kɔɪn/
- ☐ a credit card /ˈkredit kɑːd/ (or debit card)
- ☐ a diary /ˈdaɪəri/
- ☐ a dictionary /ˈdɪkʃənəri/
- ☐ a file /faɪl/
- ☐ glasses /ˈglɑːsɪz/
- ☐ headphones /ˈhedfəʊnz/
- ☐ an identity card /aɪˈdentɪti kɑːd/
- ☐ a key /kiː/
- ☐ a lamp /læmp/
- ☐ a laptop /ˈlæptɒp/
- ☐ a magazine /ˈmæɡəˈziːn/
- ☐ a newspaper /ˈnjuːzpeɪpəl/
- ☐ a notebook /ˈnəʊtbʊk/
- ☐ a pen /pen/
- ☐ a pencil /ˈpensl/
- ☐ a (mobile) phone /fəʊn/
- ☐ a photo /ˈfəʊtəʊ/
- ☐ a piece of paper /piːs əv ˈpeɪpəl/
- ☐ a purse /pɜːs/
- ☐ scissors /ˈsɪzəz/
- ☐ sunglasses /ˈsʌŋɡləsɪz/
- ☐ a tablet /ˈtæblət/
- ☐ a ticket /ˈtɪkɪt/
- ☐ a tissue /ˈtɪʃuː/
- ☐ an umbrella /ʌmˈbrelə/
- ☐ a wallet /ˈwɒlɪt/
- ☐ a watch /wɒtʃ/

### b 2.1 Listen and check.



#### Plural nouns

Some words for things are always plural, e.g. *glasses*, *headphones*, *scissors*. Don't use *a* / *an* with plural nouns. **NOT** *a-glasses*, *a-headphones*.

**ACTIVATION** Cover the words and look at the photos. In pairs, ask and answer.

What is it? (It's a watch.

What are they? (They're glasses.

