

UNIT 1

Two stylized clouds, one yellow and one blue, are positioned above the main title area.

SECTION 1: **READING AND WRITING** (10 minutes)



PART 1

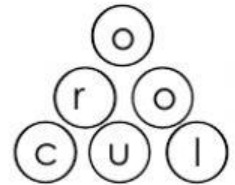
- 5 questions -

Look at the pictures. Look at the letters. Write the words.

★ Example:



c o l o u r

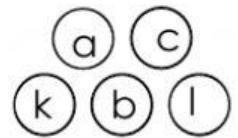


★ Questions:

1.



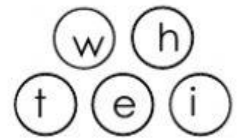
— — — — —



2.



— — — — —



3.



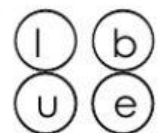
— — —



4.



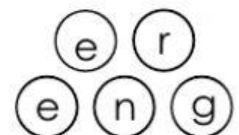
— — — — —



5.



— — — — —



PART 2

- 3 questions -

Look, read and colour.

★ **Example:**

It is black.



★ **Questions:**

1. It is red.



2. It is blue.



3. It is green.



UNIT 1

SECTION 2: **LISTENING** (10 minutes)



PART 1

- 4 questions -

Listen carefully. Choose a word from the box. Write the correct word next to numbers 1-4. There is one example.



- ★ Ann: **(1)**.....! I am **Ann**! What is your name?
Alex: My name is **(2)**..... .
Ann: What **(3)**.....is it?
Alex: It is **(4)**..... .

Hello

Alex

colour

blue

PART 2

- 3 questions -

Listen and tick (✓) the box. There is one example.

★ **Example:**

What colour is it?



A



B



C



★ **Questions:**

1. What colour is it?



A



B



C



2. What colour is it?



A



B



C




3. What colour is it?



A ☐



B ☐



C ☐