










Unit 16 At home

Exercise 1: Look and write

washing	window	Wendy	water
---------	--------	-------	-------

			
.....

Exercise 2: Look and match

a) Look at the window.		
b) I can see Wendy.		
c) Look at the white cat .		
d) He's washing the window.		
e) I can see water.		

Unit 16 At home

Exercise 3: Read and circle the correct words



a) She's **washing** / **watching** TV.



b) He's washing his **hands** / **foot**.



c) She's next to the **window** / **water**.



d) I can see **Tony** / **Wendy**.

Exercise 4: Put the words in the correct order

a) can – Wendy – I – see

.....

b) She – two – can – see – balls

.....

c) water – I – can – see

.....

d) pencils – five – Wendy – has

.....

e) He's – the – window – washing

.....


f) football – My father's – watching

.....

Unit 16 At home

Exercise 5: look and write

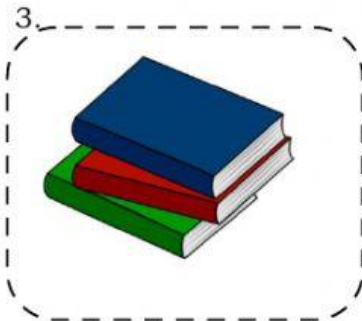
Six turtles - three books - seven




I can see four windows



I can see



I can see



I can see

Exercise 6: Look and tick (✓) or cross (✗)



a) He's washing the window. ☐



b) They're washing the window. ☐



c) Look at the flag . ☐



d) They're watching football. ☐