














Unit 13 In the school canteen

Exercise 1: Look and write

| noodles | bananas | Nick | nuts |
|---|---|--|---|
|  |  |  |  |
| | | | |

Exercise 2: Look and read. Put a tick or cross in the box.

| | | |
|---|---|---|
|  |  |  |
| a. She is Lucy. <input type="checkbox"/> | b. I like chips. <input type="checkbox"/> | c. Look at the lemons <input type="checkbox"/> |
|  |  |  |
| d. I like nuts. <input type="checkbox"/> | e. He is running. <input type="checkbox"/> | f. He is Dan. <input type="checkbox"/> |
|  |  |  |
| g. Look at the lake. <input type="checkbox"/> | h. There are pots. <input type="checkbox"/> | i. I like bananas. <input type="checkbox"/> |

Unit 13 In the school canteen

Exercise 3: Look and circle the correct words



a) He's having **noodles** / **nuts**.

b) She's having **nuts** / **apples**

c) He's having **fish** / **chips**



d) He's having a **cake** / **nuts**

e) She's having an **lemon** / **apple**

f) She's having **chips** / **fish**

Exercise 4: Find the mistakes and correct them



a. She's having noodles

b. She's having chips.

c. He's having rice.

⇒ He's having noodles

.....

.....



d) She's having a pizza.

e) He's having noodles.

f) He's having fish.

















.....

.....

.....

Unit 13 In the school canteen

Exercise 5: Look and write : like or don't like

| | | | | | |
|--|---|------------------------|---|--|-------------------|
|  |  | a) I like milk. |  |  | d) I..... juice. |
|  |  | b) I.....noodles |  |  | e) I..... chips. |
|  |  | c) I..... bananas. |  |  | f) I..... apples. |
|  |  | g) I..... fish. |  |  | h) I.....lemons |

Exercise 6: Put the words in the correct order

a) I – chips – like

.....

b) is – Lucy – having – noodles

.....

c) He – having – is – nuts

.....

d) noodles – Dan – likes

.....

e) lemons – She – likes

.....

f) chips – Ben – having – is

.....

g) She – apples – likes

.....

Unit 13 In the school canteen

Exercise 7: Look and complete the sentences



a) Nam's having noodles. He isn't having fish



b)



c)



d)

Exercise 8: Read and write

| He | She | They |
|----|-----|------|
|----|-----|------|



a)are having bananas.



b)is having noodles.











c)is having chicken.











d)is having chips.

Unit 13 In the school canteen

Exercise 9: Circle the beginning sound

| | | | |
|---|---|--|---|
|  |  |  |  |
| b | n b c | k l m | e f b |
|  |  |  |  |
| l m n | f h g | j k l | e l g |

Exercise 10: Write the beginning letter for each picture :

| | | | |
|---|---|--|--|
|  | A |  | |
|  | |  | |
|  | |  | |
|  | |  | |