



1. Instructions:

Create a Halloween Story Directions

Directions:

- Roll 1 dice three separate times.
 - First Roll: Character
 - Second Roll: Setting
 - Third Roll: Problem
- Record character, setting, and problem on the organizer.
- Use the organizer to brainstorm your Halloween based off the story elements.
- Use Halloween paper to write your final draft.

2. Roll the dice 3 times!



Roll a Happy Halloween Story



	Characters	Setting	Problem
	Slow Zombie	Laboratory	likes to ___ but can't because ___
	Hungry Zombie	Graveyard	Allergic to ___
	Zombie Vampire	Hunted house	is afraid of ___
	Dog Zombie	Under the bed	forgets his address
	Frankenstein's Zombie	In the street	likes fast food but ___
	Vegan Zombie	The school	see everything in black and white



3. Brainstorm your ideas.


Create A Halloween Story




Character	Setting	Problem
First,	Then,	Next,
Finally,		

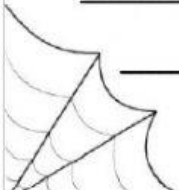


4. Write your story!



By: _____





Happy Halloween

