










A. Copy the notes below on Rules in your Reading notebook.

Rules:

1. When there is one vowel in a word, it usually says its short sound. **ă ě ĭ ǒ ŭ** are short sounds.
2. When there are two vowels in a word, the first vowel says its long sound, and the second vowel is silent. **ā ē ī ō ū** are long vowel sounds.








B. Sort the pictures below into the correct column.

Short A		Long A	
			
			
			

C. Copy and complete this section in your black and white. Mark the vowels. Read the words. Mark long vowels with a straight stick and silent vowels with a slanted line.

bāke	pāil	toad
nose	mail	boat
jail	claim	seal
rail	name	gate
soap	meal	late

D. Match the blend with the picture.

tě		nǔ	
sǔ		hǎ	
fǐ		bě	
bǎ		gǔ	