

Theme : Technology and Sustainability of Life

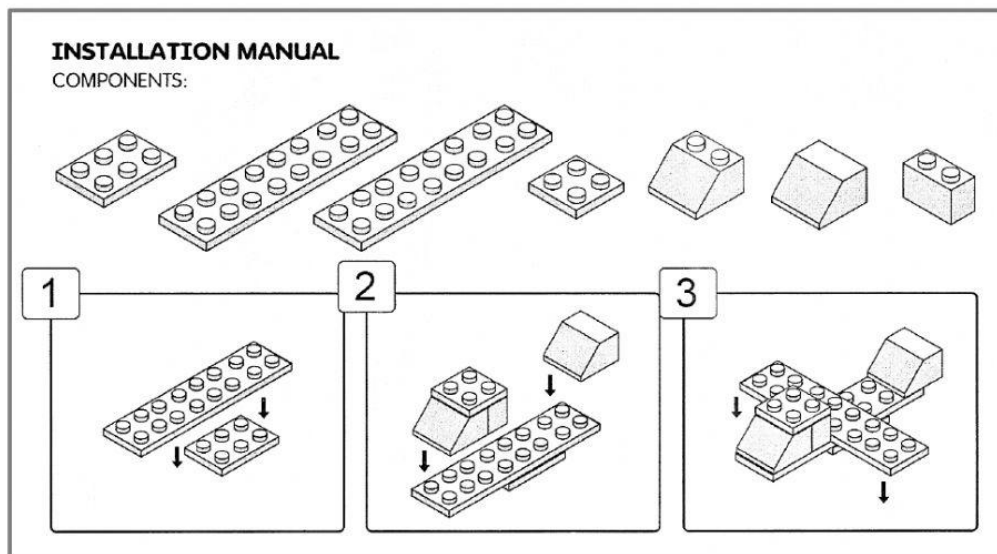
10.0 : Technology

10.1 : Building Set

10.1.3 : Assemble the building components according to the illustrated manual.

Building Set Manual

Below is an illustrated manual of a building set model.



1) What is the model above?

2) How many components are used?


3) At which step does the wing section begin to be assembled?

4) What will happen if you assemble a model without referring to the manual?


Assembling a Model Based on the Illustrated Manual

Write the numbers 1 to 6 in the correct sequence to build a model of a rose.

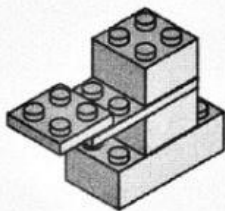
A



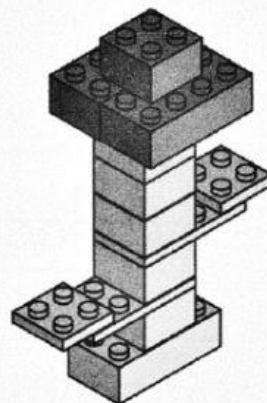
B



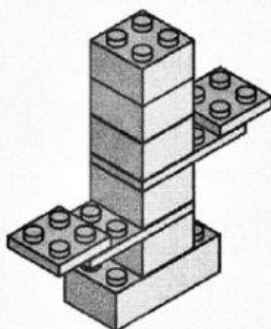
C



D



E



F

