

SIX TIMES TABLE DRAW A LINE 1



Draw a line between the factors and

product (Answer)

$6 \times 0 =$

18

$6 \times 1 =$

36

$6 \times 2 =$

6

$6 \times 3 =$

0

$6 \times 4 =$

48

$6 \times 5 =$

12

$6 \times 6 =$

54

$6 \times 7 =$

24

$6 \times 8 =$

60

$6 \times 9 =$

30

$6 \times 10 =$
















72

$6 \times 11 =$

42

$6 \times 12 =$

66

| | | | | | | |
|---|---|---|---|--|---|---|
|  |  |  |  |  |  |  |
| 6×0 | 6×1 | 6×2 | 6×3 | 6×4 | 6×5 | 6×6 |
|  |  |  | 72 | 54 | 30 | 48 |
| 6×7 | 6×8 | 6×9 |  | 66 | 36 | 18 |
|  |  |  | 42 | 0 | 60 | 24 |
| 6×10 | 6×11 | 6×12 |  | | 12 | 6 |

How do you get an elephant in to a shoe box?