

## UNIT 4: MY NEIGHBOURHOOD

### Vocabulary & Grammar

**Exercise 1: Write the name of the things in the following pictures. (Viết hoa chữ cái đầu)**



1. \_\_\_\_\_



2. \_\_\_\_\_



3. \_\_\_\_\_



4. \_\_\_\_\_



5. \_\_\_\_\_



6. \_\_\_\_\_

**Exercise 2: Fill in the blank using suitable comparative words.**

1. There is nothing (exciting) \_\_\_\_\_ than going on a trip.
2. Your tee- shirt looks (fantastic) \_\_\_\_\_ with this skirt!
3. Which do you like (good) \_\_\_\_\_ , fish or meat?
4. Your car is (fast) \_\_\_\_\_ than mine!
5. Gold is (valuable) \_\_\_\_\_ than silver.
6. New York is (large) \_\_\_\_\_ than Seattle.
7. I think geography is much (easy) \_\_\_\_\_ than science.
8. No need to go any (far) \_\_\_\_\_ !
9. Which is (big) \_\_\_\_\_ , a tiger or a lion?
10. Mike is (tall) \_\_\_\_\_ than John, my ex-boyfriend.

**Exercise 3: Rearrange the words and phrases to make a meaningful sentence.**

1.bigger/ one/ Nam's/ than/ new/ old/ is/ his/ school

\_\_\_\_\_

2. taller/ Huy/ brother/ is/ than/ his

\_\_\_\_\_

3. one/ This/ more/ than/ that/ chair/ is/ comfortable

\_\_\_\_\_

4. city/ in/ the/ Living/ is/ more/ than/ countryside/ living/ in/ the/ peaceful/

\_\_\_\_\_

5. is/ intelligent/ his/ friend/ He/ more/ than

\_\_\_\_\_

**Exercise 4: Rewrite the sentence without changing the meaning.**

1. This exercise is easier than that one.

=> That exercise is \_\_\_\_\_

2. The black car is cheaper than the red car.

=> The red car \_\_\_\_\_

3. This film is more interesting than that one.

=> That film is \_\_\_\_\_

4. This river is longer than that one.

=> That river is \_\_\_\_\_

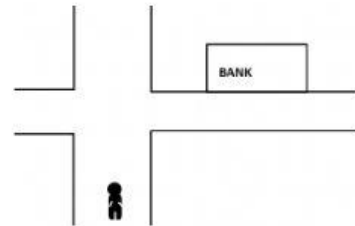
5. Miss Lan is older than Miss Nga.

=> Miss Nga is \_\_\_\_\_

**Exercise 5: Look at the picture and choose the best answer to complete each sentence.**

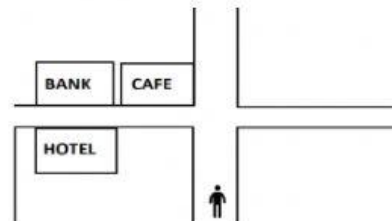
1. – “Excuse me. Can you tell me the way to the bank?”  
– “\_\_\_\_\_”

- A. Go straight. Then turn left. It's on your left.
- B. Go straight. Then turn right. It's on your right.
- C. Go straight. Then turn left. It's on your right.
- D. Go straight. Then turn right. It's on your left.



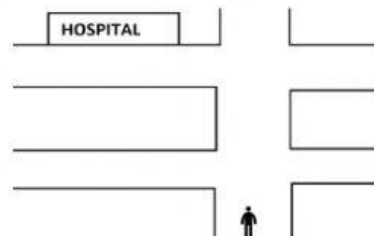
2. – “Excuse me. Where is the hotel?”  
– “Go straight ahead. \_\_\_\_\_”

- A. Then turn left. It's opposite the bank.
- B. Then turn right. It's next to the bank.
- C. Then turn left. It's next to the bank.
- D. Then turn right. It's opposite the bank.



3. – “Could you tell me the way to the hospital?”  
– “Go straight on. \_\_\_\_\_”.

- A. Then take the first turning on the right.
- B. Then take the first turning on the left.
- C. Then take the second turning on the right.
- D. Then take the second turning on the left.



4. “Excuse me. How can I get to the market?”  
– “Go straight ahead. \_\_\_\_\_”

- A. Then turn left. It's on your right
- B. Then turn right. It's on your left
- C. Then turn left. It's on your left
- D. Then turn right. It's on your right

