







Unit 6 In the classroom

Exercise 1 Look and write


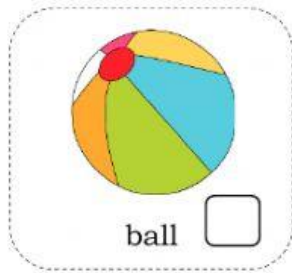

pen	bell	red	pencil
-----	------	-----	--------




Exercise 2: Look and circle

		
a) bag b) hat	a) red b) yellow	a) pen b) bag
		
a) Bill b) Ann	a) pencil b) ruler	a) ball b) bell

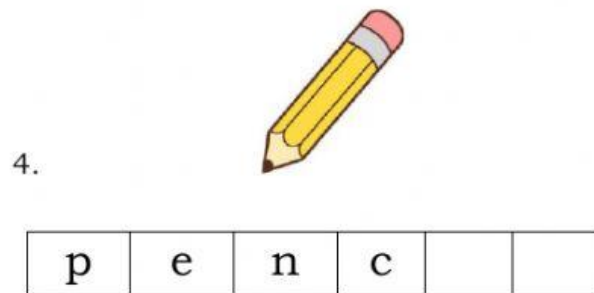
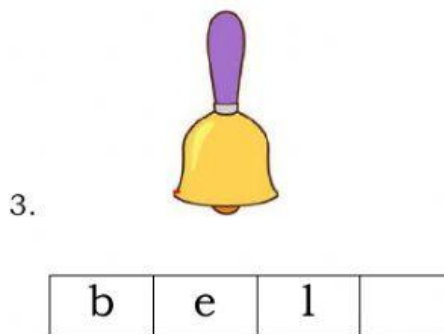

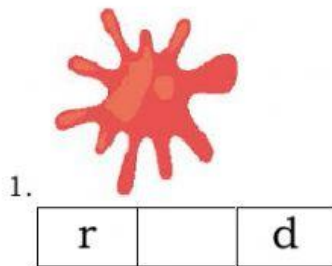
Exercise 3: Look and tick (✓) or cross (✗)




Unit 6 In the classroom



Exercise 4: Look and write missing letters



Exercise 5: Write the correct word



Unit 6 In the classroom



bellsall



bapencil






sdoorht





penlicd


Exercise 6: Put the words in the correct order

	<p>a) red – is – It</p>	<p>.....</p>
	<p>b) is – red – It – a – pen</p>	<p>.....</p>
	<p>c) He – pencil – a – has</p>	<p>.....</p>

Unit 6 In the classroom

	d) is - my - bell - This
	e) Hi - Jen - I'm

Exercise 7: Look and match



1. It's my book

2. I have a pencil

3. I like red

4. This is my bell

5. It's a red pen

6. It's my bag

